



The possibilities of


Layout Builder

for the site-builder & content editor

!! Now with content staging !!



Who are we?



Frederik Wouters

Enterprise Architect



Wesley De Vrient

Enterprise Architect



“ THE FREEDOM TO GROW YOUR WEBSITES INTO **DIGITAL EXPERIENCES** ”

DropSolid makes complex marketing technology accessible for ambitious companies, organizations and governments to create the best digital version of their organization.

8+ years of non-stop growth



Created **80 EU-based jobs**



Partners on **3 continents**



€5M+ service revenue



Digital experience in our veins





Spoiler alert

We are Dropsolid

Layout builder is good

We did UX research and improved on LB

Live demo of LB + Improvements

Cool things & Specific details on Layout builder

Staging content



Drupal contributions

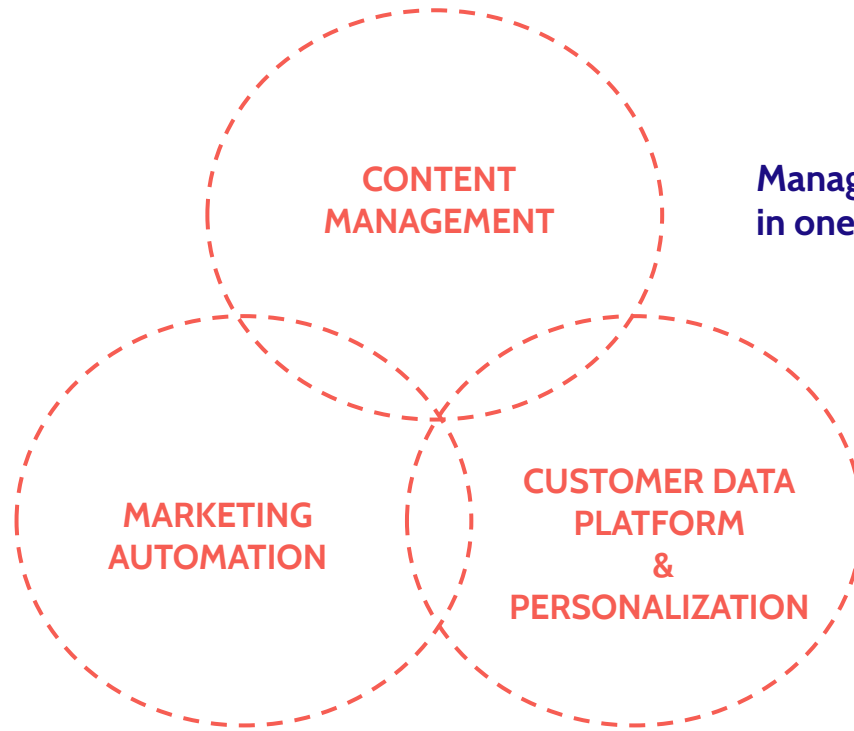
Drupal is in [our company DNA](#). The entire team are active contributors to the Drupal project. We are an annual sponsor of DrupalCon and several smaller Drupal events across Europe. Our CTO [Nick Veenhof](#) and several of our developers are well known speakers at international Drupal events and we are involved in the organisation of local Drupal meetups.

- Drupalcon Barcelona 2020 – Diamond Sponsor
- Drupaljam Utrecht 2020 – Gold Sponsor
- Drupalcamp London 2020 – Gold Sponsor
- Drupal Dev Days Ghent 2020 – Platinum Sponsor
- Drupalcon Amsterdam 2019 – Diamond Sponsor
- DrupalJam:XL 2019 – Gold Sponsor
- DrupalCamp Ghent 2018 – Gold Sponsor
- Drupal Europe Darmstadt 2018 – Silver Sponsor
- DrupalCamp Antwerp 2017 – Gold Sponsor
- DrupalCamp Ghent 2016 – Gold Sponsor
- DrupalCon Dublin 2016 – Silver Sponsor
- DrupalCon Barcelona 2015 – Silver Sponsor
- DrupalCamp Leuven 2015 – Silver Sponsor
- DrupalCon Amsterdam 2014 – Silver Sponsor
- DrupalCamp Ghent 2014 – Gold Sponsor
- DrupalCamp Leuven 2013 – Bronze Sponsor

58 projects supported

[Config import single](#), [Condition Path](#), [Rocketship Demo Profile \(Florista\)](#), [N8N connector \(triggers & webhooks\)](#), [Rocketship theme generator](#), [Layout Builder Restrictions By Role](#), [commerce_sap_b1](#), [Targets](#), [Localization quick links](#), [Email change verification](#), [Search API Solr: Boosted Keyword](#), [Webform JS Steps](#), [Unified Twig Extensions](#), [Eu Cookie Compliance Rocketship](#), [Dropsolid Rocketship Minimal theme](#), [Dropsolid Rocketship Starter theme](#), [Dropsolid Rocketship Flex theme](#), [Dropsolid Rocketship Demo theme](#), [EU Cookie Compliance GTM](#), [Mautic Paragraph](#), [Dropsolid Personalisation](#), [Unomi](#), [Layout Builder Lock](#), [Simple Google reCAPTCHA](#), [Breadcrumb field](#), [Search Api Learn To Rank](#), [Layout Builder Asymmetric Translation](#), [Dropsolid Rocketship](#), [Dropsolid Rocketship Install Profile](#), [Dropsolid Rocketship Paragraphs](#), [Dropsolid Rocketship Core](#), [Node Keep](#), [Google VR View](#), [Animated GIF](#), [Facets autocomplete](#), [Teamleader Integration](#), [Google Analytics Search API Autocomplete](#), [Dropsolid Purge](#), [Disable language](#), [Menu Link Highlight](#), [Locale: Config import](#), [Overview field](#), [Commerce PayU Russia](#), [Date Icon](#), [Find Content by User](#), [CLI Language](#), [Flexmail](#), [Linkit Upload](#), [Commerce KBC Paypage](#), [Selective Tweets](#), [Teamleader connection](#), [Create and Translate](#), [Views Exposed Filters Summary](#), [Create and continue](#), [EU Cookie Compliance \(GDPR Compliance\)](#), [References](#), [Display Suite](#), [Views random seed](#)

Increase engagement
with personalized email
journeys.



**CONTENT
MANAGEMENT**

Manage all your content
in one place.

**MARKETING
AUTOMATION**

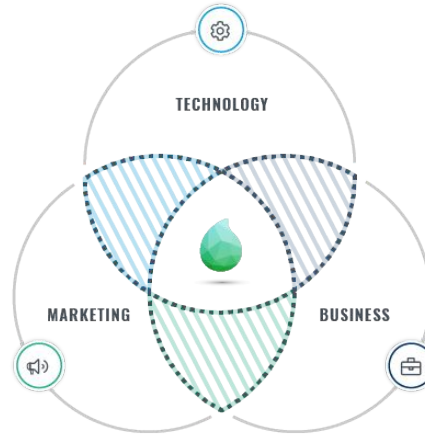
**CUSTOMER DATA
PLATFORM
&
PERSONALIZATION**

Personalize all your
digital channels in
real-time for each
individual visitor.

Dropsolid Digital Experience Platform

Digital Experience Company

Co-creating
with our customers
the best possible
digital experience



Agency
+
Integrator
+
DXP

 Strategy

 UX Design

 Drupal
Implementation

 Platform
Cloud hosting, DevOps, Marketing
automation, CDP-personalisation.

 Optimisation
SEO, SEA, dashboarding

	Strategy	UX Design	Drupal Implementation	Platform	Optimisation
Consultancy	✓	✓	✓	✓	✓
Projects	✓	✓	✓	✓	✓
Training	✓	✓	✓	✓	✓

OPEN SOURCE

OPEN COLLABORATION

SUSTAINABLE



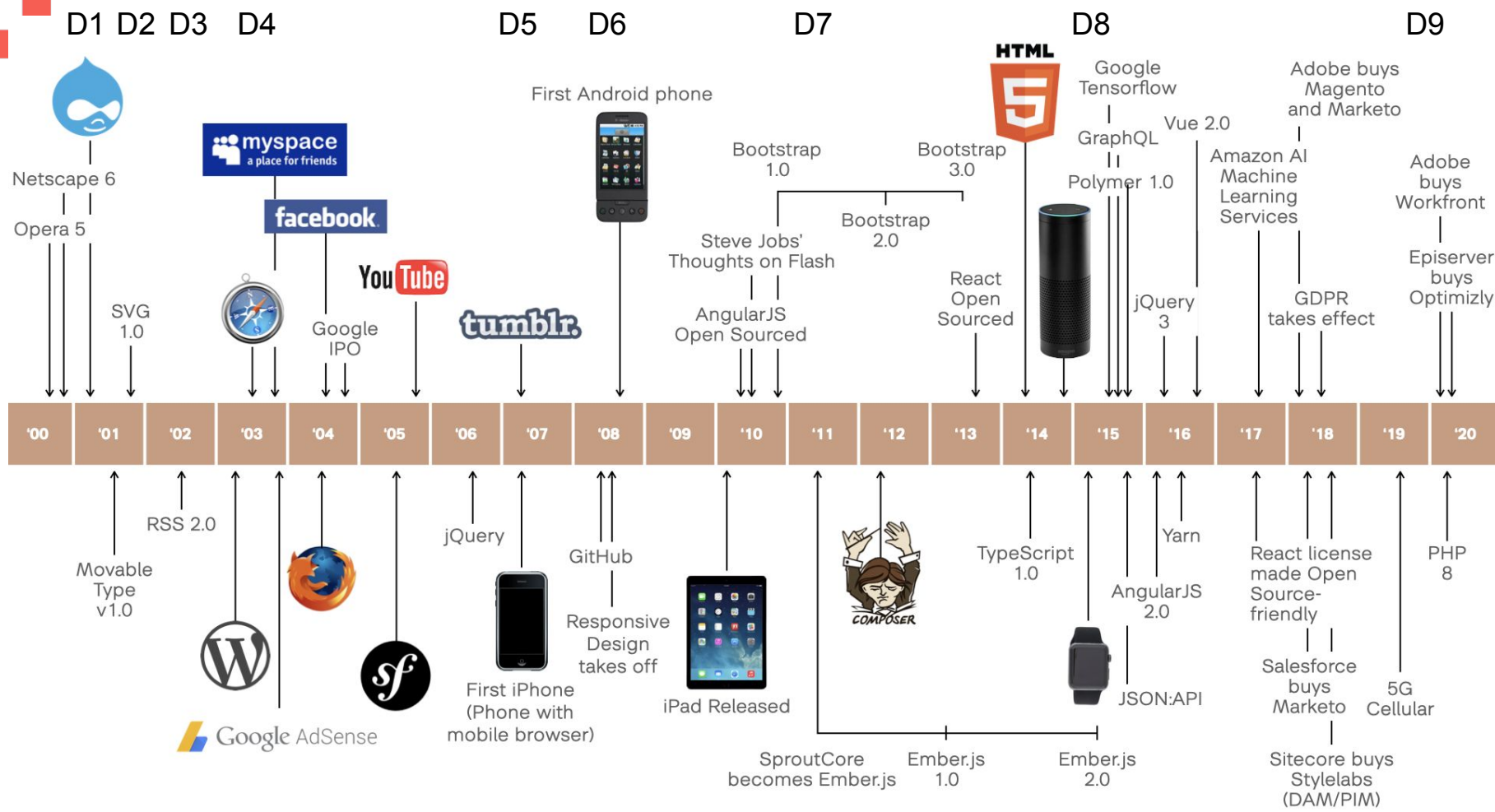
One cannot look at the future without looking at the past.

-Dan C M



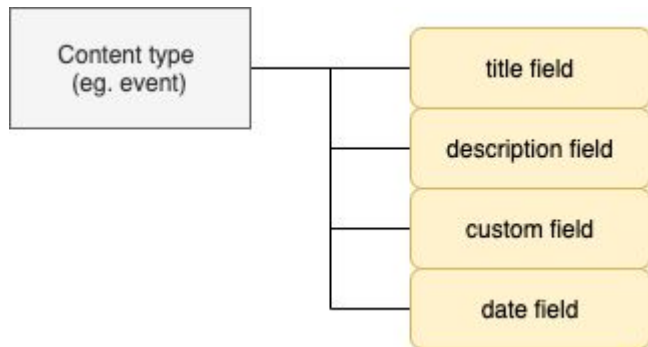
Content editing history

- Structured fields
- Paragraphs
- Wordpress style
- Quick edit
- Layout builder





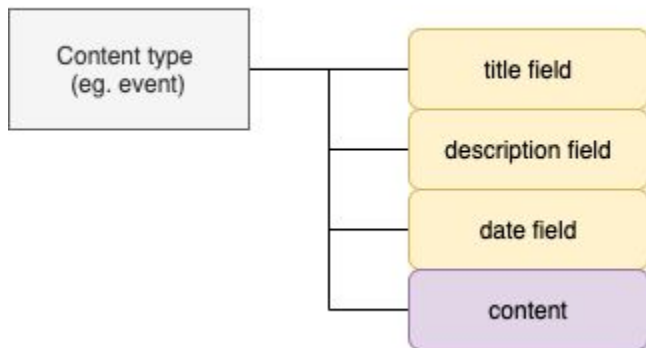
Structured (fields)





“Wordpress style” inline editing

Unstructured





Wordpress style edit

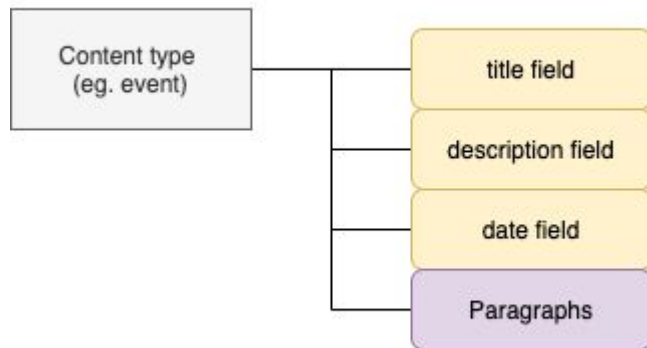
⚠ WARNING WARNING WARNING ⚠

- Moderation workflow
- Multi linguality
- Limited re-use of content
- Unstructured

Usage typically for more “Blog” style websites.



(Old Skool) Dynamic





Paragraph types

Each with their own fields

Enables really nice pages

ICON	LABEL	MACHINE NAME	DESCRIPTION
	Documents	documents	Reference existing Documents nodes.
	Expertise item	expertise_item	Used as reference items on the frontpage "expertises" block
	Newsletter	newsletter	
	Numbers	numbers	
	Numbers item	numbers_item	
	P001 Story	p_001	Add a block of text paired with a visual (or video) to the left or right
	P002 Image	p_002	Add a large image to one of your pages. The image will span the full width of the screen for extra effect.
	P003 Text Main	p_003	Add a block of text with title and teaser.
	P004 FAQ	p_004	Create a list of frequently asked questions and answers on a specific page, with a classic FAQ-styling.
	P005 Testimonial	p_005	Show a quote of a customer with an optional small profile picture, name and function.
	P006 Video	p_006	Integrate a YouTube or Vimeo video on your page.
	P007 USP	p_007	Make a list of the strong points of your company, product or service. Show them in 2, 3 or 4 columns, each with a matching visual.
	P007 USP item	p_007_child	USP item, used for the USP paragraph type
	P008 Focus	p_008	Add a block with a striking look-and-feel, with a clear call-to-action to boot. Ideal for content you want to emphasize.
	P009 Photo gallery	p_009	Add images to your page in a clean, mobile-friendly way. Choose between a simple grid or a fancy masonry effect.
	P010 Logo Bar	p_010	Add logos of clients or partners. They'll be shown in a carousel and each logo can also be a link of your choosing.
	P010 Logo item	p_010_child	Logo item, used for the Logo Bar paragraphs type
	P011 Form	p_011	Place one of your forms on your page.
	P012 Guidance	p_012	Display selectable multi layout image and text with background.
	P012 Guidance box	p_012_child	Guidance boxes for displaying images and teaser in different modes, to be used with Guidance paragraph.
	P013 Overview	overview	Outputs the selected overview
	P014 Related Items	p_014	Select other pages that are related to this one, and they'll be shown in a visually interesting list.
	P015 Simple Header	simple_header	This allows you to replace the title on the detail page of this node, as well as manage the visibility of breadcrumbs.
	P016 Focus Header	p_016	More complex alternative for Simple Header
	P017 Menu Overview	p_017	Select a menu to show it on the page, or select "current page" to show menu items from the main menu that are below this page.
	P Facebook like box	p_fblikebox	
	Project map	project_map	
	Related activities	related_activities	Shows the activities related to the current node. Only if the node is of the expertise type.
	Ship Reference	ship_reference	You can reference existing ships.
	Timeline	timeline	This can be used to create a scrollable timeline.
	Timeline item	timeline_item	

PARAGRAPHS

Paragraph type: Text

Title

Welcome

Body

B *I* U ABC     Paragraph Styles Font Family Font Size   x' x,   HTML      

Welcome on our site

Path: p

[Disable rich-text](#)

Text format Full HTML

[More information about text formats](#)

- Lines and paragraphs break automatically.

Remove

Paragraph type: Quote

Author

Awesome customer

Quote *

You guys are awesome!

Remove

Paragraph type: Slideshow

IMAGES

[Show row weights](#)

FILE INFORMATION

OPERATIONS

+  Selection_272.png (10.86 KB)

Remove

Add a new file

Browse... No file selected.

Upload

Files must be less than 2 MB.
Allowed file types: png gif jpeg.

Remove

Paragraph type

Slideshow

Add another paragraph



Quick edit

- Allowed for inline editing
- Went in Core



Skrei som fiskes er godt

2 Skrei er torsk (Gaduasd s morhua) som hver **vinter** og vår **foretar** gytevandringar i sdsdstore masser til *norskekysten* og *beitevandringar*. Dette er veldig godt.



HIMMELBEVEGELSER

Unterstrichen (§+U)
 Nordlys er fantastisk
 Men gjetter du
 som skjer der
 ettertpå?

Aurora polaris er et fysisk fenomen som forekommer når solvinden er kraftigere enn normalt,.



Lofoten har en

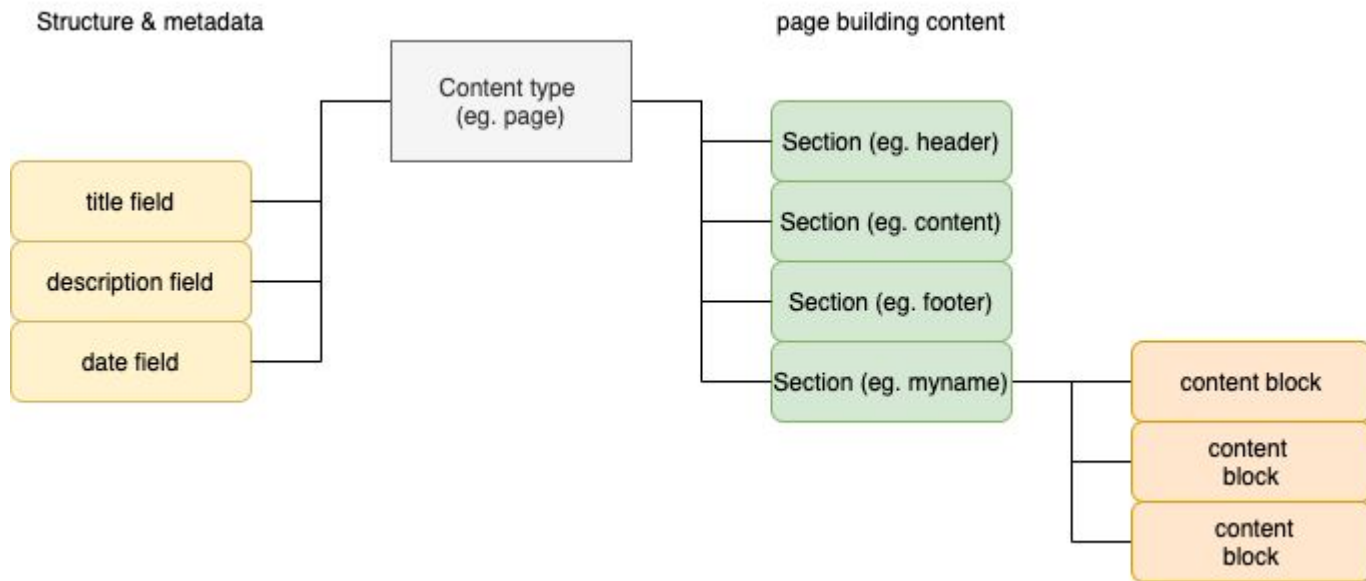
Intro text → Lofoten har en vakker ...

B *I* U

Lofoten (**nordsamisk**: Lofuohta eller Váhki) er en øygruppe i Nordland fylke som ligger på 67. og 68. breddegrad, vest i havet nord for Polarsirkelen. Litt mer tekst her. Dette er en **setning til..**



(new style) Layout Builder






Email address

We'll never share your email with anyone else.

Password

Check me out

[Sign in](#)



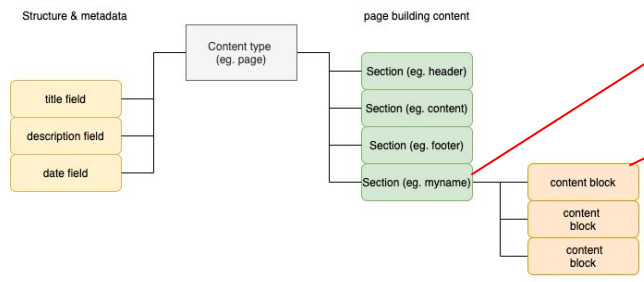
Description
Lorem ipsum dolor sit amet,
consectetur adipiscing elit,
sed do eiusmod tempor
incididunt ut labore et dolore
magna aliqua.

"DIT IS EEN QUOTE"
- Frederik Wouters -



Example CTA paragraph

[CTA](#)





Choose a layout for this section



One column

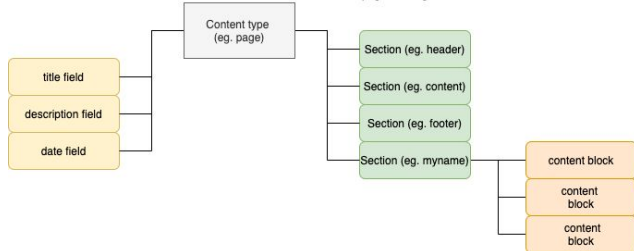


Two column



Three column

Structure & metadata



Email address

We'll never share your email with anyone else.

Password

Check me out

Sign in



Description
Lorem ipsum dolor sit amet,
consectetur adipiscing elit,
sed do eiusmod tempor
incididunt ut labore et dolore
magna aliqua.

"DIT IS EEN QUOTE"

- Frederik Wouters -



Example CTA paragraph

CTA




Email address

We'll never share your email with anyone else.

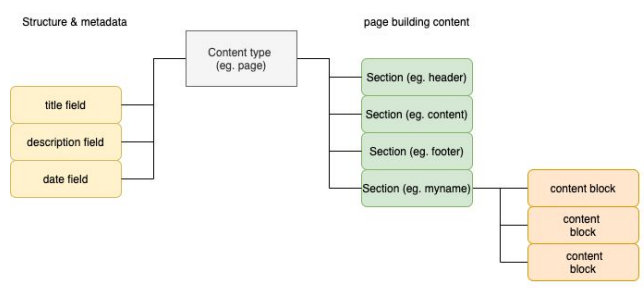
Password

Check me out







[Sign in](#)



Description
Lorem ipsum dolor sit amet,
consectetur adipiscing elit,
sed do eiusmod tempor
incididunt ut labore et dolore
magna aliqua.



Choose a block

-  USP
-  Body Text
-  Button
-  Image
-  CTA
-  Marketing automation form



**Blocks are not just blocks
anymore
or are they?**



Classic blocks

- Reusable
- Can be used in layouts (sections)
- Themeable

===

Inline blocks

- **NOT** Reusable
- Can be used in layouts (sections)
- Themeable

The difference is the context



Layout Builder (core style)

+ Add block

+ Add section

✕ [Configure Main Content](#)

"Body" field

"Links" field

+ Add block

Block description

Body

Title *

Body

Display title

Label

- Hidden -

Formatter *

Default

Update

Bootstrap layout builder

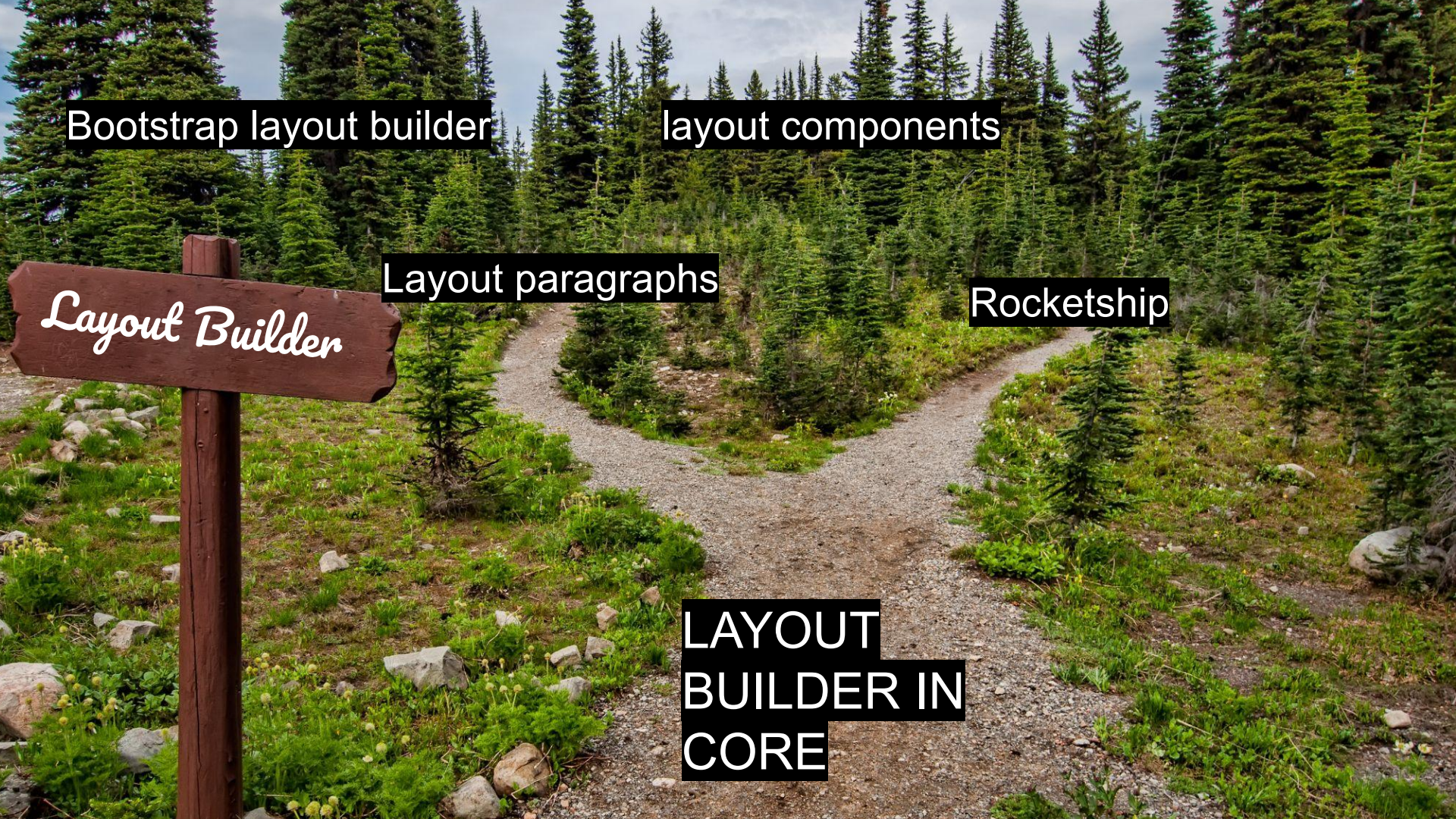
layout components

Layout paragraphs

Rocketship

Layout Builder

LAYOUT
BUILDER IN
CORE

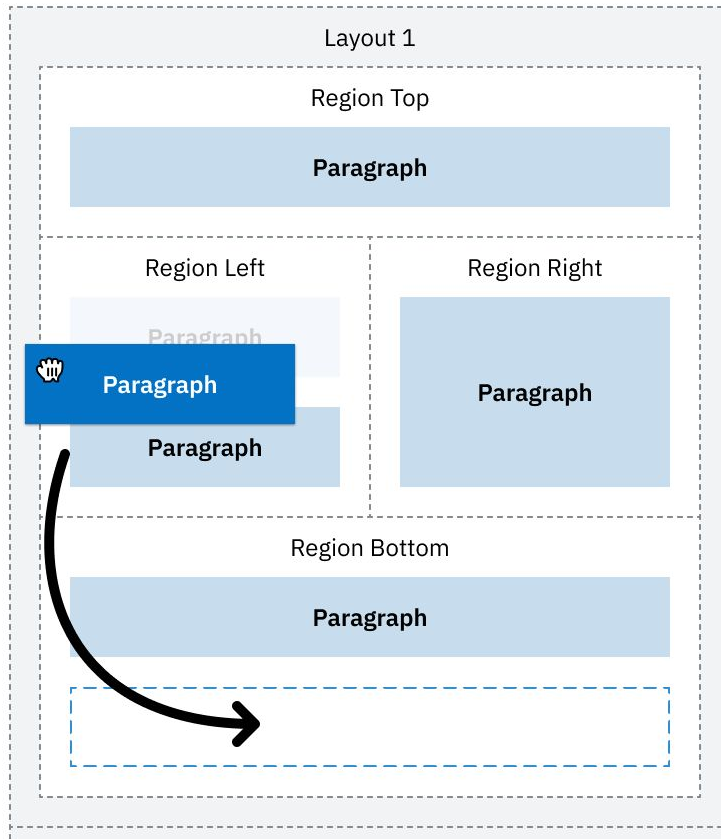
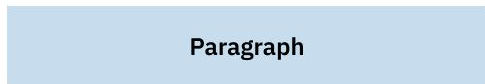
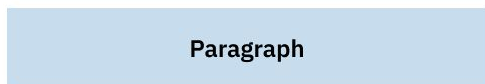
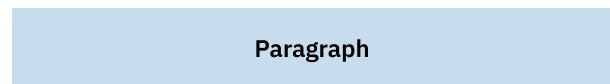




Layout paragraphs

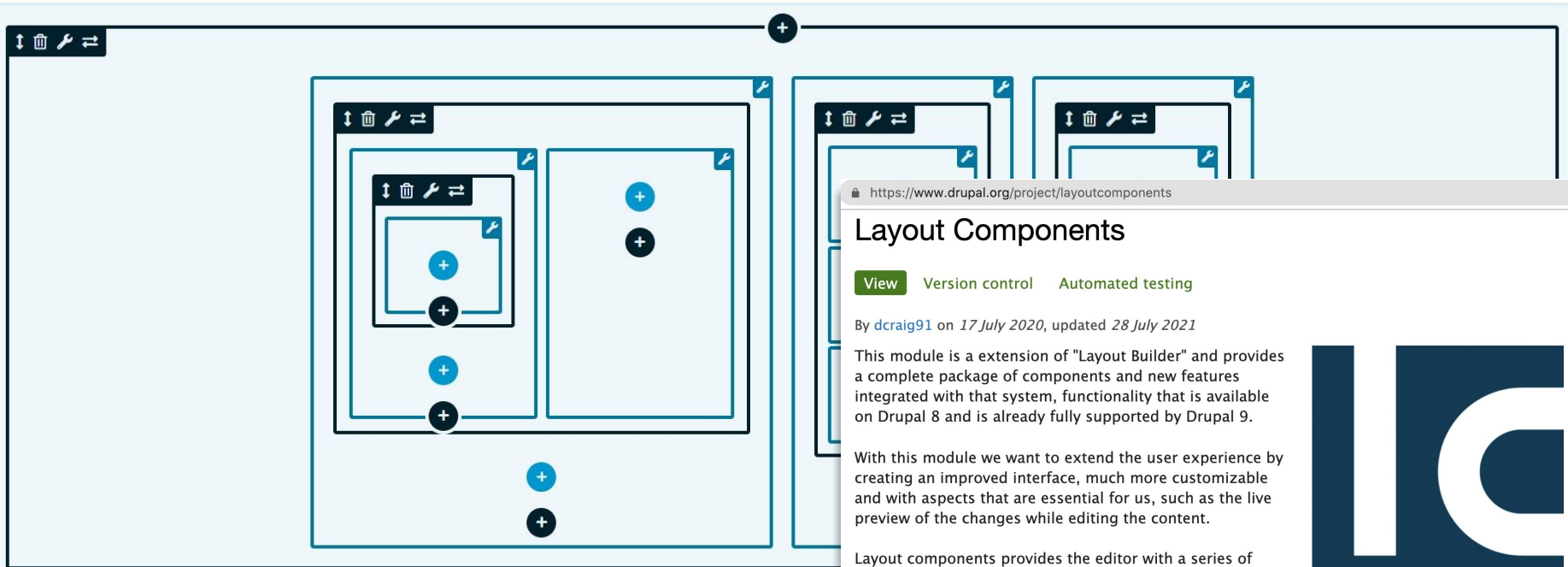
From Flat / Nested to Interactive

Layout Paragraphs





Layout components



<https://www.drupal.org/project/layoutcomponents>

Layout Components

[View](#) [Version control](#) [Automated testing](#)

By [dcraig91](#) on 17 July 2020, updated 28 July 2021

This module is an extension of "Layout Builder" and provides a complete package of components and new features integrated with that system, functionality that is available on Drupal 8 and is already fully supported by Drupal 9.

With this module we want to extend the user experience by creating an improved interface, much more customizable and with aspects that are essential for us, such as the live preview of the changes while editing the content.

Layout components provides the editor with a series of components already created and available to be used out of the box.

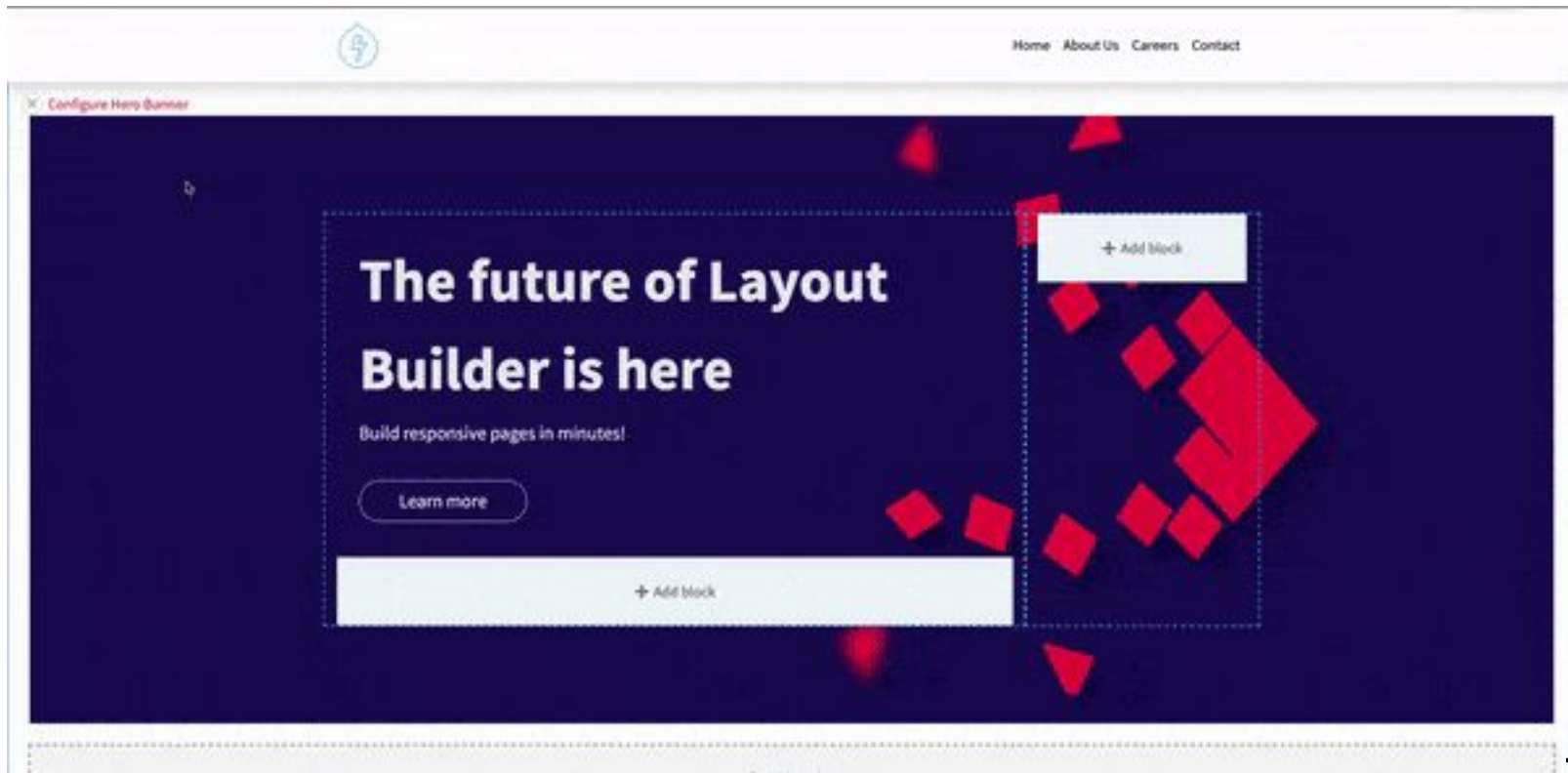
For the experts, the module provides an API where you can add your own fields and get the benefits from all the customization that the module adds to the platform.

Examples of structures





Bootstrap layout builder



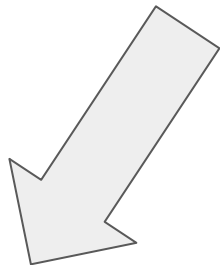



HOW STANDARDS PROLIFERATE: (SEE: A/C CHARGERS, CHARACTER ENCODINGS, INSTANT MESSAGING, ETC.)





Enter Rocketship



https://www.drupal.org/project/dropsolid_rocketship





Rocketship UX research

See our Drupalcon Talk (by Inez) about the UX research we did for layout builder.

- What kind of research
- Why/How we did it



Why UX testing is a must and how we iterated towards an amazing editorial experience

By Inez Declercq





+Add block

+Add block

Cursus euismod quis viverra nibh cras pulvinar mattis. Urna dui
convallis tellus id. Non quam lacus suspendisse faucibus. Lacus
faucibus interdum posuere lorem ipsum dolor. Ultrices eros in c
massa. Non quam lacus suspendisse faucibus interdum posuere
dolor.

Consectetur purus ut faucibus pulvinar elementum. Diam in arc
euismod quis viverra nibh. Nisi vitae suscipit tellus mauris a diam
ipsum dolor sit amet consectetur adipiscing elit. Aliquam id diam
ultrices. Venenatis tellus in metus vulputate eu scelerisque felis
proin.

Button

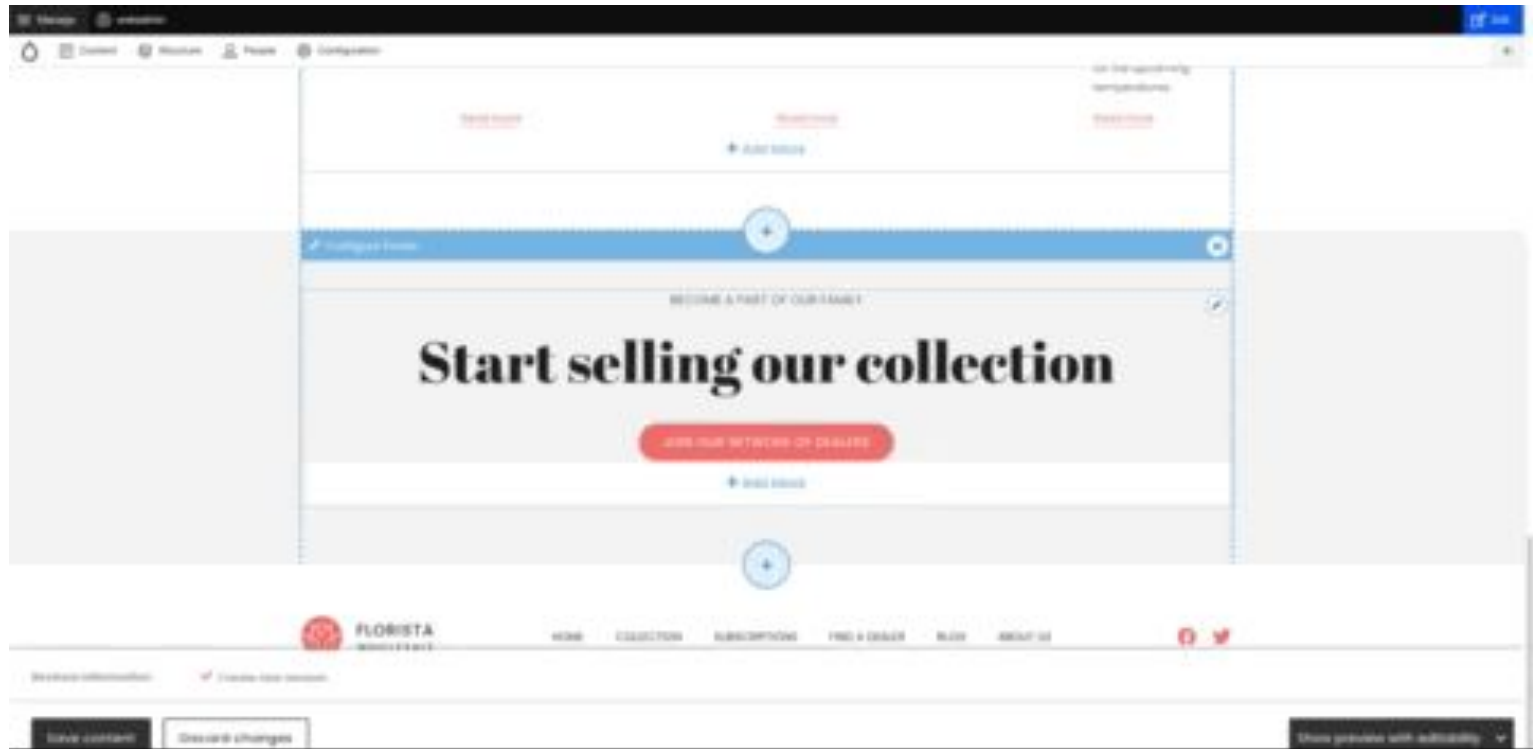
Another button

+Add block

+Add block



Demo layout builder (rocketship style)

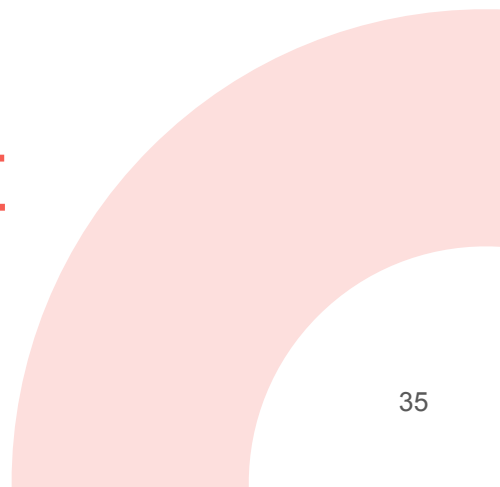




drop solid

EXPERIENCE
CLOUD

LIVE





? Existential question ?

Will we still need content types?



CT-less

drop solid

EXPERIENCE
CLOUD

LIVE



So do we need still need content types?

Of course we do, however

Drupal is evolving and so are our clients

It allows “the more tech savvy” editor to do a lot more




Does it work in
production?



We dumbed it down.

gave them a paragraphs like experience (familiar), only better.

Developer: L_VanDamme

A misty forest landscape with a green field in the foreground. The background is filled with tall evergreen trees, and the sky is overcast and hazy. The foreground shows a grassy slope with a large rock on the right side.

It was strange. there were no complaints.
We had to ask them if it worked well.
And they said yes.

Developer
L_VanDamme

We come from wysiwyg
We have no complaints.
We are now fans of layout builder.
It's easy and intuitive.

BB editor
Anonymous



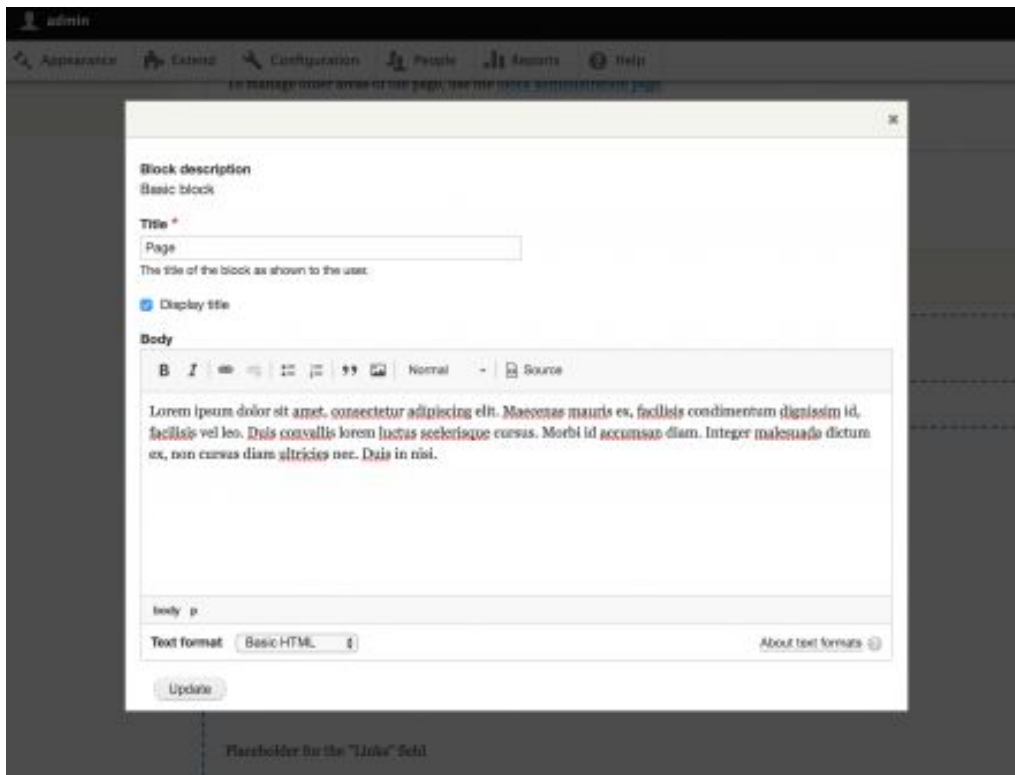
Is there more?



Cool things

All layout builder things

in modals



https://www.drupal.org/project/layout_builder_modal



Cool things

Layout builder functionality in "operation link"

https://www.drupal.org/project/layout_builder_operation_link

Movie review	Published	<input type="button" value="Edit"/>
Movie review	Published	<input type="button" value="Edit"/> <input type="button" value="Layout"/> <input type="button" value="Delete"/>
Movie review	Published	<input type="button" value="Edit"/>
Movie review	Published	<input type="button" value="Edit"/>

The screenshot shows a blue header bar with a button labeled "Structure & Metadata" and an upward-pointing arrow. A white dropdown menu is open below it, containing two options: "Manage content" and "Delete".



Cool things

Locking of blocks for specific roles (Layout builder lock)

https://www.drupal.org/project/layout_builder_lock

eg: Editors can not remove the content title block

Configure Locked header

Administrative label

Locked header

Lock settings

- Toggle all
- Do not allow updating default blocks
- Do not allow deleting default blocks
- Do not allow moving default blocks
- Do not allow adding new blocks
- Do not allow configuring the section
- Do not allow adding a new section before this section
- Do not allow adding a new section after this section
- Do not allow moving blocks into this section

Update



Cool things

LOCK!

Locking of

- Update default blocks
- Move default blocks
- Delete default blocks
- Configure a section
- Add a section before or after
- Move blocks from other sections into this section
- Add new blocks: New blocks will be placed under default blocks. Users will be able to update, move and delete these blocks. Blocks from other sections can be moved into this section then, so the 'Move blocks from other sections into this section' lock setting will not apply anymore.

As soon as one lock setting is enabled, a user won't be able to delete the section either.

https://www.drupal.org/project/layout_builder_lock

Header instellen

- ▶ Subregions
- ▶ Achtergrond

Lock settings

- Do not allow updating default blocks
- Do not allow deleting default blocks
- Do not allow moving default blocks
- Do not allow adding new blocks
- Do not allow configuring the section
- Do not allow adding a new section before this section
- Do not allow adding a new section after this section
- Do not allow moving blocks into this section

practical for headers and footers

Bijwerken

Wijzigingen verworpen →

meet.google.com is sharing your screen. Stop sharing Hide



Cool things

Restrict layouts and blocks

By role
by role / by layout
Extendible with hook

https://www.drupal.org/project/layout_builder_restrictions

Home » Administration » Structure » Content types » Basic page

Content items can be displayed using different view modes: Teaser, Full content, Print, RSS, etc. *Teaser* is a short format that is typically used in lists of multiple content items. *Full content* is typically used when the content is displayed on its own page.

Here, you can define which fields are shown and hidden when *Basic page* content is displayed in each view mode, and define how the fields are displayed in each view mode.

Manage layout

► CUSTOM DISPLAY SETTINGS

▼ LAYOUT OPTIONS

Allow each content item to have its layout customized.

► BLOCKS AVAILABLE FOR PLACEMENT

► LAYOUTS AVAILABLE FOR SECTIONS

Save

Layout Builder Restrictions [Configure Layouts By Role](#)

Home » Beheer » Instellingen » Inhoud samenstellen » Layout Builder Restrictions Configuration

Set the order the Layout Builder Restriction plugins should be called, and enable or disable as needed.

PLUGIN	ID	INGESCHAKELD	Gewicht van rijen
Entity View Mode Restrict blocks/fayouts per entity view mode	entity_view_mode_restriction	<input type="checkbox"/>	
Per Role Restrict blocks/fayouts per role	restriction_by_role	<input checked="" type="checkbox"/>	

[Instellingen opslaan](#)



Only SUPERADMIN
can edit

All editor roles





Email address

We'll never share your email with anyone else.

Password

Check me out

[Sign in](#)

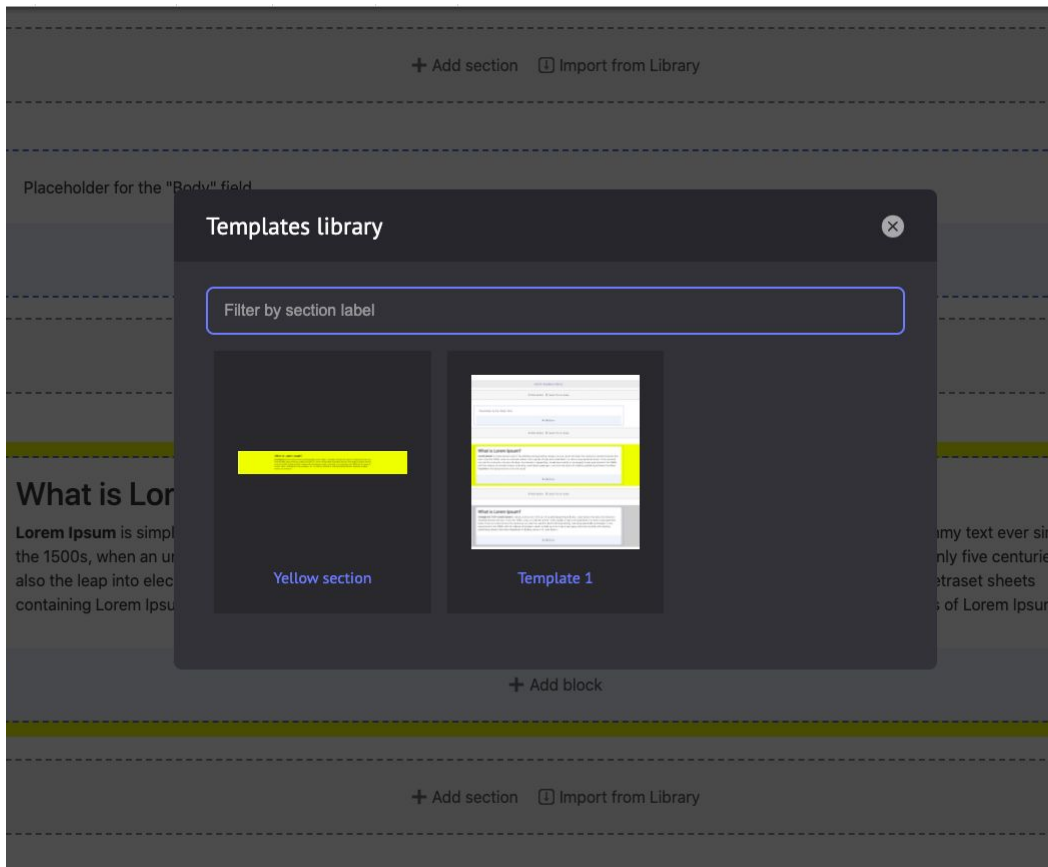
	Description Lorem ipsum dolor sit amet, consectetur adipiscing elit, sed do eiusmod tempor incididunt ut labore et dolore magna aliqua
" DIT IS EEN QUOTE " - Frederik Wouters -	
	
Example CTA paragraph	CTA



Cool things

Section library

Add specific sections with blocks and stuff to a library for reuse.



https://www.drupal.org/project/section_library

Egone quaeris, inquit, quid

Templates library



Filter by section label



Simple Header



Story

Configure Rocketship 2-Col





You have unsaved changes. ✕

Add this template to library

**Volledige pagina
toevoegen
aan library**

Configure Simple Header

Add to Library

+

**Sectie toevoegen
aan library**

Content blocks

+ Add block

Home > **node** > Content blocks > Content blocks

+ Add block



Regular theme suggestions/hooks/things apply

4 the devs

```
function rocketship_theme_demo_preprocess_block(&$variables) {
  if (isset($variables['elements']['content']['#block_content'])
    && $variables['elements']['content']['#block_content'] instanceof \Drupal\block_content\BlockContentInterface){
    /** @var \Drupal\block_content\BlockContentInterface $content_block */
    $content_block = $variables['elements']['content']['#block_content'];
    $type = $content_block->bundle();

    // if it's a content block, give it a extra class denoting that
    if (substr($type, offset: 0, length: 3) === 'cb_') {
      $variables['attributes']['class'][] = 'content-block';
    }

    $variables['attributes']['data-bem']['type'] = $type;
  }
}
```

hook_preprocess_block



Custom things with sections

4 the devs

```
$entities = $entity_type_storage->loadByProperties( values: ['uuid' => $data[0]]);
foreach ($entities as $entity) {
  $fields = $this->entityFieldManager->getFieldDefinitions( entity_type_id: $entity_type_id, bundle: $entity_type_id);
  foreach ($fields as $field) {
    if ($field->getType() === 'layout_section') {
      $data = $entity->get($field->getName());
      foreach ($data as $item) {
        /** @var \Drupal\layout_builder\Section $section */
        $section = $item->section;
        foreach ($section->getComponents() as $component) {
          $plugin = $component->getPlugin();
          if ($plugin instanceof InlineBlock) {
            $configuration = $plugin->getConfiguration();
            $block = NULL;
            if (isset($configuration['block_uuid'])) {
              $loaded_blocks = $this->entityTypeManager->getStorage( entity_type_id: 'block_content' )
                ->loadByProperties( values: ['uuid' => $configuration['block_uuid']]);
              $block = !empty($loaded_blocks) ? current( array: $loaded_blocks ) : NULL;
            }
            if (!$block) {
```

HOT

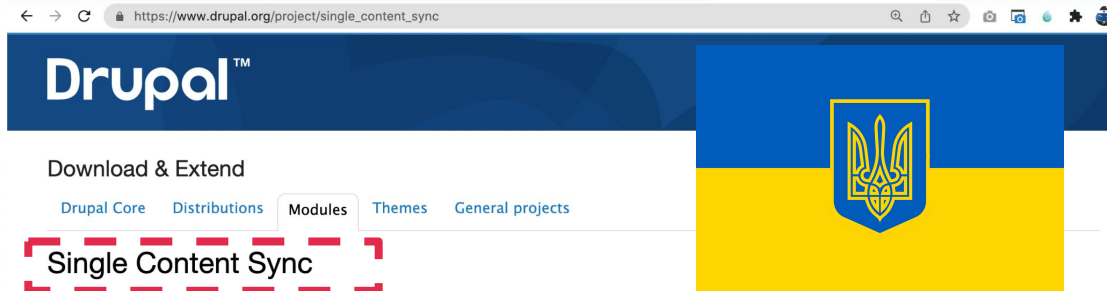
!! Content staging !!





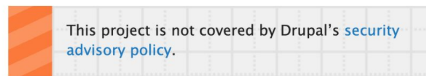
Content staging

- Export content to yml
- Import yml content



[View](#) [Version control](#) [Automated testing](#)

By [nginx](#) on 13 January 2021, updated 3 December 2021



If you are looking for a way of migrating your overview/basic/landing pages and deploying it to another environment without manual steps afterwards – this module is for you.

This is a simple way of exporting a single node to yml file with possibility to import it to another environment.

You can also import content on deployment, so no user interaction needed.

The module's capabilities include exporting entity references (including custom entity types), translations, and the contents of custom field types. Check out this guide to see the module's overview and the guidelines for using it.

The module provides 4 custom hooks which allow you to alter export/import or add support for the custom entity references and field types.

Documentation

Check out this guide to see the module's overview and the guidelines for using it.

<https://www.drupal.org/docs/contributed-modules/single-content-sync>

Project information

Module categories: [Content](#)

[37 sites report using this module](#)

★ 7

Maintainers for Single Content Sync

[nginx](#) – 14 commits
last: 3 months ago, first: 11 months ago

[View all committers](#)
[View commits](#)

Issues for Single Content Sync

To avoid duplicates, please search before submitting a new issue.

[Advanced search](#)

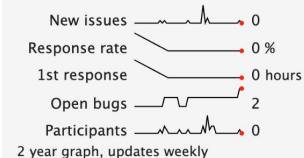
All issues

[7 open, 13 total](#)

[Bug report](#)

[2 open, 3 total](#)

[Statistics](#)





Content export

```
uuid: 29ed349e-21cd-42d4-9336-456a41d0d25c
entity_type: node
bundle: page
base_fields:
  title: Vacatures
  status: true
  langcode: nl
  created: '1626888012'
  changed: '1626888145'
  author: sites+boerenbond@dropsolid.com
  url: /vacatures
  node_keeper: '1'
  alias_keeper: '1'
custom_fields:
  field_description:
    -
      value: 'Job overview page'
  field_media_canonical_image: null
  field_meta_tags: null
  field_page_display_canonical: null
  layout_builder__layout:
    - Tzoy0ToiRHJ1cGFsXGxheW91dF9idWlsZGVyXFNLy3Rpb24i0jQ6e3M6MTE6IgAqAGxheW91dElkIjtz0jEw0iJyc19vbmVfY29sIjtz0jE30iIAKgBsYXlvdXRZXR0aW5nd
  layout_builder__translation: null
```



Content import

- Manual import
- Packaged in module
- Via Update hook
- Drush command

```
/** @var \Drupal\single_content_sync\ContentImporterInterface $importer */  
$importer = \Drupal::service('single_content_sync.importer');  
$file_path = drupal_get_path('module', 'bb_jobs') . '/assets/jobs_overview_page.yml';  
$importer->importFromFile($file_path);
```



Does it work with
Personalisation?



drop solid

EXPERIENCE
CLOUD

LIVE



Getting started



Getting started

- composer start-project ""
- florista install profile
- next next finish
-



Does it have issues?



Problems in Layout Builder

Hard dependency on rocketship THEME (its not a bug its a feature)

Nesting of sections -> Currently not possible

Multilingual (ah oui - Bien sur!) - Asymmetric translations

Content staging (See code example)

Migration to change many layouts at once



Core patches

https://git.drupalcode.org/project/rocketship_core/-/blob/6.x/composer.json

https://git.drupalcode.org/project/dropsolid_rocketship/-/blob/9.0.x/composer.json



Try it out?



Try it out!

`bit.ly/florista_pdx_start`



Want to connect?

Frederik Wouters

frederik.wouters@dropsolid.com

www.linkedin.com/in/woutersfrederik/

Drupal.org: wouters_f

Wesley De Vrient

wesley.de.vrient@dropsolid.com

<https://www.linkedin.com/in/wesleydevrient/>

Drupal.org: wesleydv



“ THE FREEDOM TO GROW YOUR WEBSITES INTO **DIGITAL EXPERIENCES** ”

DropSolid makes complex marketing technology accessible for ambitious companies, organizations and governments to create the best digital version of their organization.

8+ years of non-stop growth



Created **80 EU-based jobs**



Partners on **3 continents**



€5M+ service revenue



Digital experience in our veins

