



DrupalCon
EUROPE2021
OCTOBER 4-7

Layout builder

Dropsolid - Toon De Geest & Frederik Wouters

September 2021



DrupalCon

EUROPE 2021
OCTOBER 4-7





TLDR;

We are Dropsolid

Layout builder is good

We did UX research and improved on LB

Live demo of LB + Improvements

cool things & Specific details on Layout builder





Who are we?



Frederik Wouters

Aka greasy Freddy 🕶️

Enterprise Architect

Team Strike




Toon De Geest

Aka Magic Toinne 🧙

Digital Marketeer


Team Strike





Agenda



1. Dropsolid short intro
 2. Historical Content editing in Drupal
 3. UX for the content editor in Drupal anno 2021 - demo
 4. Layout builder in depth
- 



DropSolid

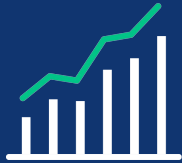
The Digital Experience Company



THE FREEDOM TO GROW YOUR WEBSITES INTO **DIGITAL EXPERIENCES**

DropSolid makes complex marketing technology accessible for ambitious companies, organizations and governments to create the best digital version of their organization.

8+ years of non-stop growth



Created **80 EU-based jobs**



Partners on **3 continents**



€5M+ service revenue



Digital experience in our veins



SODAL

KINEPOLIS

ERA
REAL ESTATE

Lotus
Biscoff

TVH

acerta

TOURING

IVAGO
Elke dag voor u op pad.

beObank

VLAAMS-BRABANT

Drupal contributions

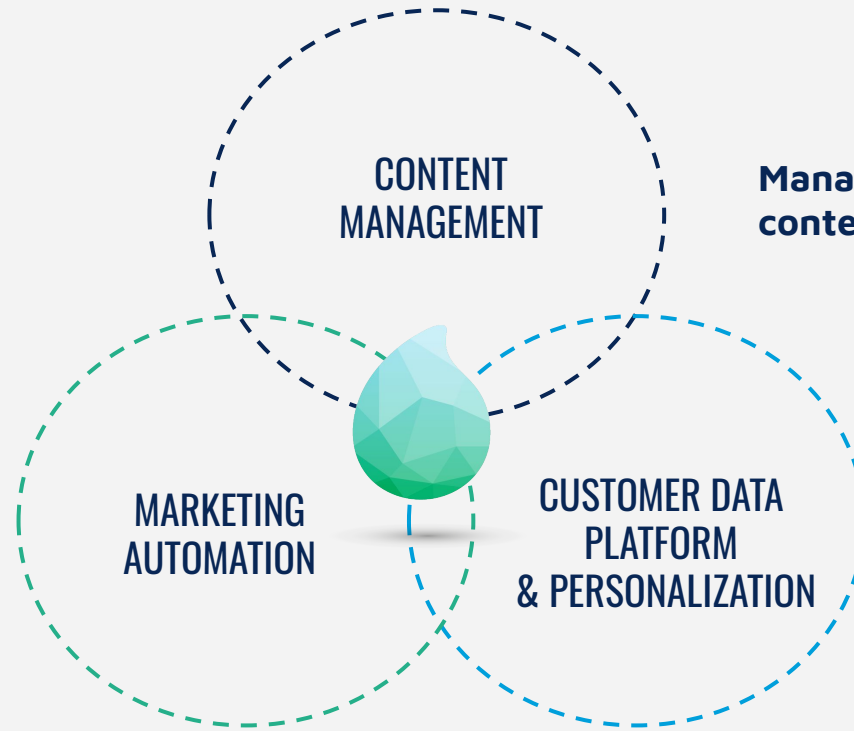
Drupal is in [our company DNA](#). The entire team are active contributors to the Drupal project. We are an annual sponsor of DrupalCon and several smaller Drupal events across Europe. Our CTO [Nick Veenhof](#) and several of our developers are well known speakers at international Drupal events and we are involved in the organisation of local Drupal meetups.

- Drupalcon Barcelona 2020 – Diamond Sponsor
- Drupaljam Utrecht 2020 – Gold Sponsor
- Drupalcamp London 2020 – Gold Sponsor
- Drupal Dev Days Ghent 2020 – Platinum Sponsor
- Drupalcon Amsterdam 2019 – Diamond Sponsor
- DrupalJam:XL 2019 – Gold Sponsor
- DrupalCamp Ghent 2018 – Gold Sponsor
- Drupal Europe Darmstadt 2018 – Silver Sponsor
- DrupalCamp Antwerp 2017 – Gold Sponsor
- DrupalCamp Ghent 2016 – Gold Sponsor
- DrupalCon Dublin 2016 – Silver Sponsor
- DrupalCon Barcelona 2015 – Silver Sponsor
- DrupalCamp Leuven 2015 – Silver Sponsor
- DrupalCon Amsterdam 2014 – Silver Sponsor
- DrupalCamp Ghent 2014 – Gold Sponsor
- DrupalCamp Leuven 2013 – Bronze Sponsor

58 projects supported

[Config import single](#), [Condition Path](#), [Rocketship Demo Profile \(Florista\)](#), [N8N connector \(triggers & webhooks\)](#), [Rocketship theme generator](#), [Layout Builder Restrictions By Role](#), [commerce_sap_b1](#), [Targets](#), [Localization quick links](#), [Email change verification](#), [Search API Solr: Boosted Keyword](#), [Webform JS Steps](#), [Unified Twig Extensions](#), [Eu Cookie Compliance Rocketship](#), [Dropsolid Rocketship Minimal theme](#), [Dropsolid Rocketship Starter theme](#), [Dropsolid Rocketship Flex theme](#), [Dropsolid Rocketship Demo theme](#), [EU Cookie Compliance GTM](#), [Mautic Paragraph](#), [Dropsolid Personalisation](#), [Unomi](#), [Layout Builder Lock](#), [Simple Google reCAPTCHA](#), [Breadcrumb field](#), [Search Api Learn To Rank](#), [Layout Builder Asymmetric Translation](#), [Dropsolid Rocketship](#), [Dropsolid Rocketship Install Profile](#), [Dropsolid Rocketship Paragraphs](#), [Dropsolid Rocketship Core](#), [Node Keep](#), [Google VR View](#), [Animated GIF](#), [Facets autocomplete](#), [Teamleader Integration](#), [Google Analytics Search API Autocomplete](#), [Dropsolid Purge](#), [Disable language](#), [Menu Link Highlight](#), [Locale: Config import](#), [Overview field](#), [Commerce PayU Russia](#), [Date Icon](#), [Find Content by User](#), [CLI Language](#), [Flexmail](#), [Linkit Upload](#), [Commerce KBC Paypage](#), [Selective Tweets](#), [Teamleader connection](#), [Create and Translate](#), [Views Exposed Filters Summary](#), [Create and continue](#), [EU Cookie Compliance \(GDPR Compliance\)](#), [References](#), [Display Suite](#), [Views random seed](#)

**Increase engagement
with personalized
email journeys.**



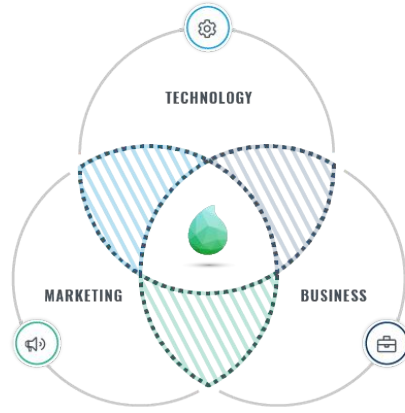
**Manage all your
content in one place.**

**Personalize all your
digital channels in
real-time for each
individual visitor.**

Dropsolid Digital Experience Platform

DIGITAL EXPERIENCE COMPANY

Co-creating
with our customers
the best possible
digital experience




Agency
+
Integrator
+
DXP

 Strategy

 UX Design

 Drupal
Implementation

 Platform
Cloud hosting, DevOps, Marketing
automation, CDP-personalisation,

 Optimisation
SEO, SEA, dashboarding

	Strategy	UX Design	Drupal Implementation	Platform	Optimisation
Consultancy	✓	✓	✓	✓	✓
Projects	✓	✓	✓	✓	✓
Training	✓	✓	✓	✓	✓

OPEN SOURCE

OPEN COLLABORATION

SUSTAINABLE



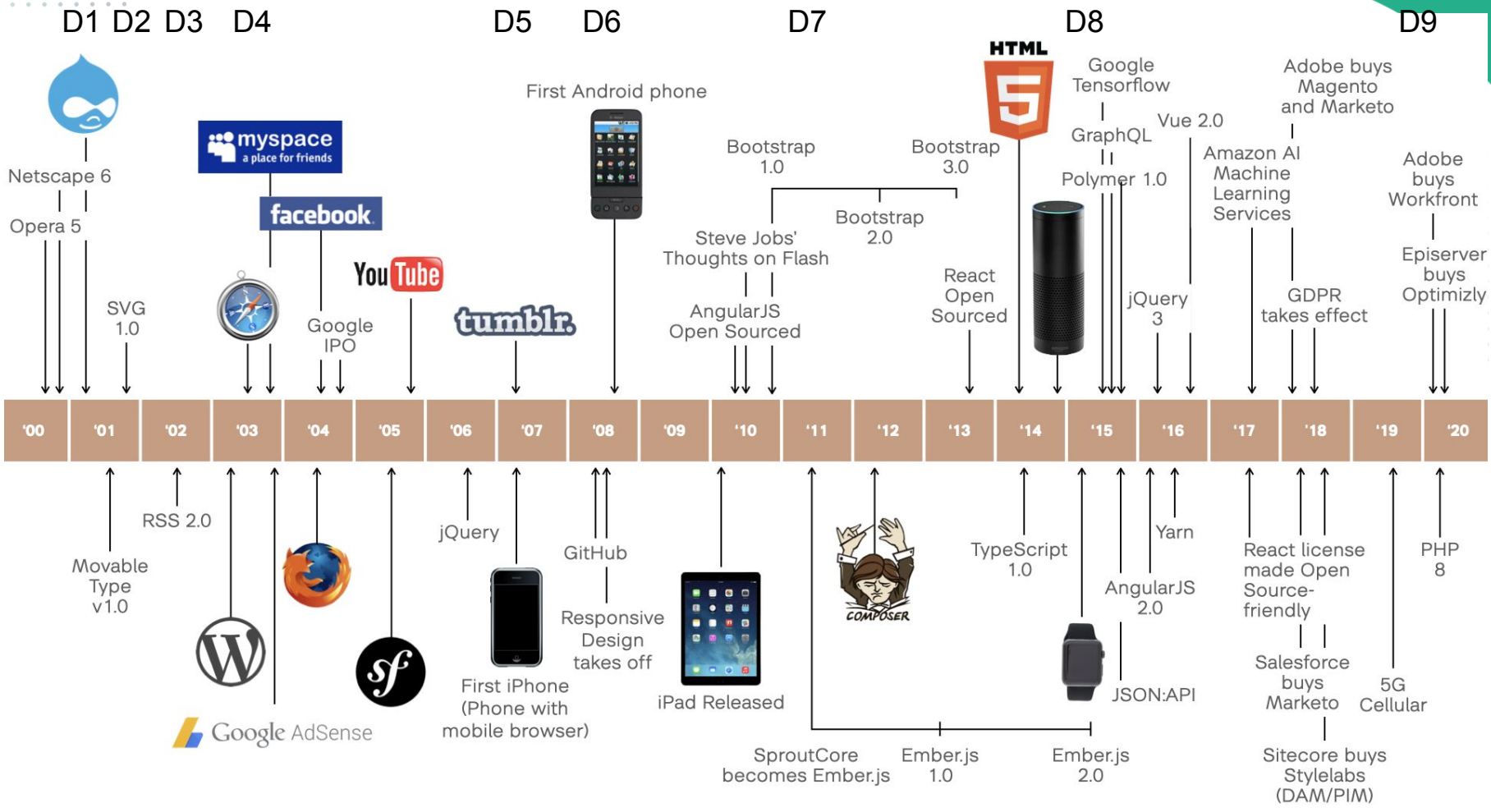
One cannot look at the future without looking at the past.

-Dan C M

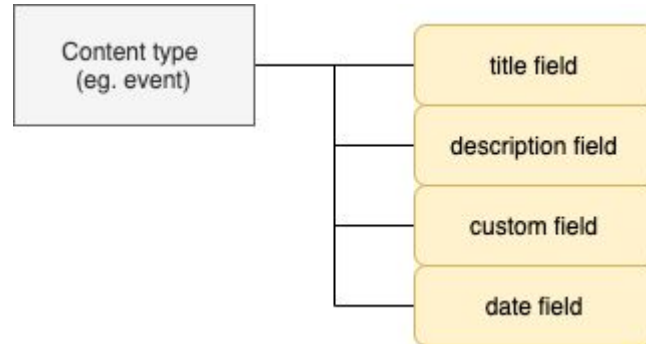
Content editing history

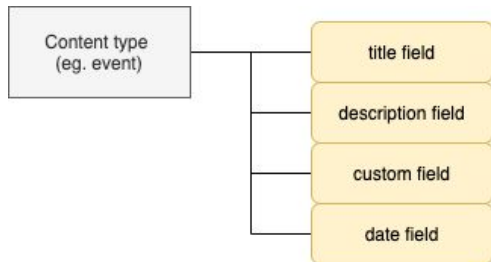


1. Structured fields
2. Paragraphs
3. Wordpress style
4. Quick edit
5. Layout builder



Structured (fields)





date field

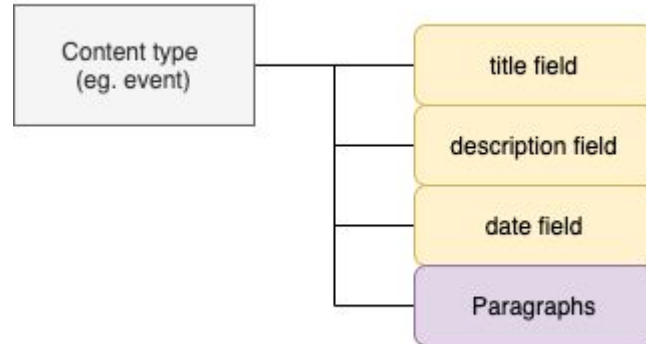
TITLE

Description

Lorem ipsum dolor sit amet, consectetur adipiscing elit, sed do eiusmod tempor incididunt ut labore et dolore magna aliqua.

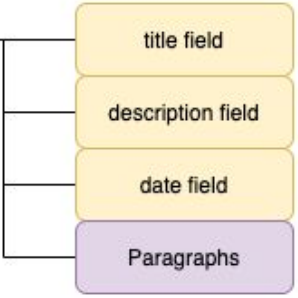
Custom field

(OLD SKOOL) Dynamic





Content type
(eg. event)



date field

TITLE

Description
Lorem ipsum dolor sit amet, consectetur adipiscing elit, sed do eiusmod tempor incididunt ut labore et dolore magna aliqua.

Description
Lorem ipsum dolor sit amet, consectetur adipiscing elit, sed do eiusmod tempor incididunt ut labore et dolore magna aliqua.



Description
Lorem ipsum dolor sit amet, consectetur adipiscing elit, sed do eiusmod tempor incididunt ut labore et dolore magna aliqua.



" DIT IS EEN QUOTE "
- Frederik Wouters -





Example CTA paragraph




















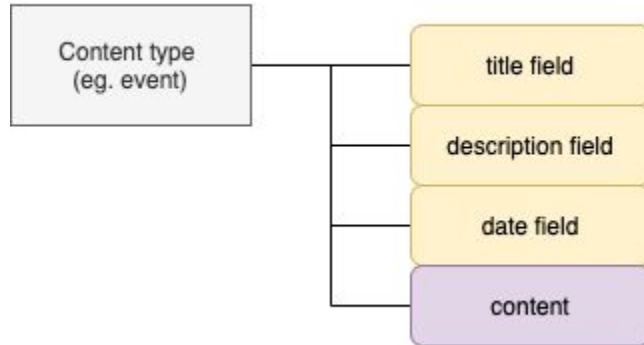
Paragraph types

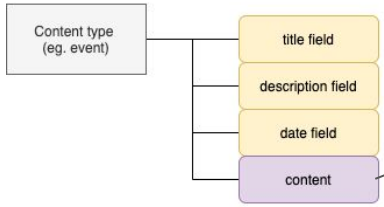
Each with their own fields

Enables really nice pages

ICON	LABEL	MACHINE NAME	DESCRIPTION
	Documents	documents	Reference existing Documents nodes.
	Expertise item	expertise_item	Used as reference items on the frontpage "expertises" block
	Newsletter	newsletter	
	Numbers	numbers	
	Numbers item	numbers_item	
	P001 Story	p_001	Add a block of text paired with a visual (or video) to the left or right
	P002 Image	p_002	Add a large image to one of your pages. The image will span the full width of the screen for extra effect.
	P003 Text Main	p_003	Add a block of text with title and teaser.
	P004 FAQ	p_004	Create a list of frequently asked questions and answers on a specific page, with a classic FAQ-styling.
	P005 Testimonial	p_005	Show a quote of a customer with an optional small profile picture, name and function.
	P006 Video	p_006	Integrate a YouTube or Vimeo video on your page.
	P007 USP	p_007	Make a list of the strong points of your company, product or service. Show them in 2, 3 or 4 columns, each with a matching visual.
	P007 USP item	p_007_child	USP item, used for the USP paragraph type
	P008 Focus	p_008	Add a block with a striking look-and-feel, with a clear call-to-action to boot. Ideal for content you want to emphasize.
	P009 Photo gallery	p_009	Add images to your page in a clean, mobile-friendly way. Choose between a simple grid or a fancy masonry effect.
	P010 Logo Bar	p_010	Add logos of clients or partners. They'll be shown in a carousel and each logo can also be a link of your choosing.
	P010 Logo Item	p_010_child	Logo item, used for the Logo Bar paragraphs type
	P011 Form	p_011	Place one of your forms on your page.
	P012 Guidance	p_012	Display selectable multi layout image and text with background.
	P012 Guidance box	p_012_child	Guidance boxes for displaying images and teaser in different modes, to be used with Guidance paragraph.
	P013 Overview	overview	Outputs the selected overview
	P014 Related Items	p_014	Select other pages that are related to this one, and they'll be shown in a visually interesting list.
	P015 Simple Header	simple_header	This allows you to replace the title on the detail page of this node, as well as manage the visibility of breadcrumbs.
	P016 Focus Header	p_016	More complex alternative for Simple Header
	P017 Menu Overview	p_017	Select a menu to show it on the page, or select "current page" to show menu items from the main menu that are below this page.
	P Facebook like box	p_fblikebox	
	Project map	project_map	
	Related activities	related_activities	Shows the activities related to the current node. Only if the node is of the expertise type.
	Ship Reference	ship_reference	You can reference existing ships.
	Timeline	timeline	This can be used to create a scrollable timeline.
	Timeline item	timeline_item	

"Wordpress style" inline editing





date field

TITLE

Description
Lorem ipsum dolor sit amet, consectetur adipisicing elit, sed do eiusmod tempor incididunt ut labore et dolore magna aliqua.

Description
Lorem ipsum dolor sit amet, consectetur adipisicing elit, sed do eiusmod tempor incididunt ut labore et dolore magna aliqua.



Description
Lorem ipsum dolor sit amet, consectetur adipisicing elit, sed do eiusmod tempor incididunt ut labore et dolore magna aliqua.

" DIT IS EEN QUOTE "
- Frederik Wouters -

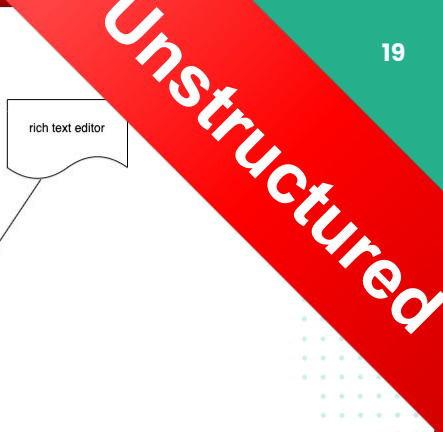


Example CTA paragraph



rich text editor



Wordpress style inline editing



1. ⚠ WARNING WARNING WARNING ⚠
 - a. Moderation workflow
 - b. Multi linguality
 - c. Limited re-use of content
 - d. Unstructured

Usage typically for more “Blog” style websites.



Skrei som fiskes er godt

2 Skrei er torsk (Gaduasd s morhua) som hver **vinter** og vår **foretar** gytevandringar i sdsdstore masser til *norskekysten* og *beitevandringar*. Dette er veldig godt.



HIMMELBEVEGELSER

Nordlys er fantastisk Men gjetter du som skjer da ettertpå?

Aurora polaris er et fysisk fenomen som forekommer når solvinden er kraftigere enn normalt,.



Lofoten har en

Unterstrichen (§+U)

Intro text → Lofoten har en vakker ...

B *I* U

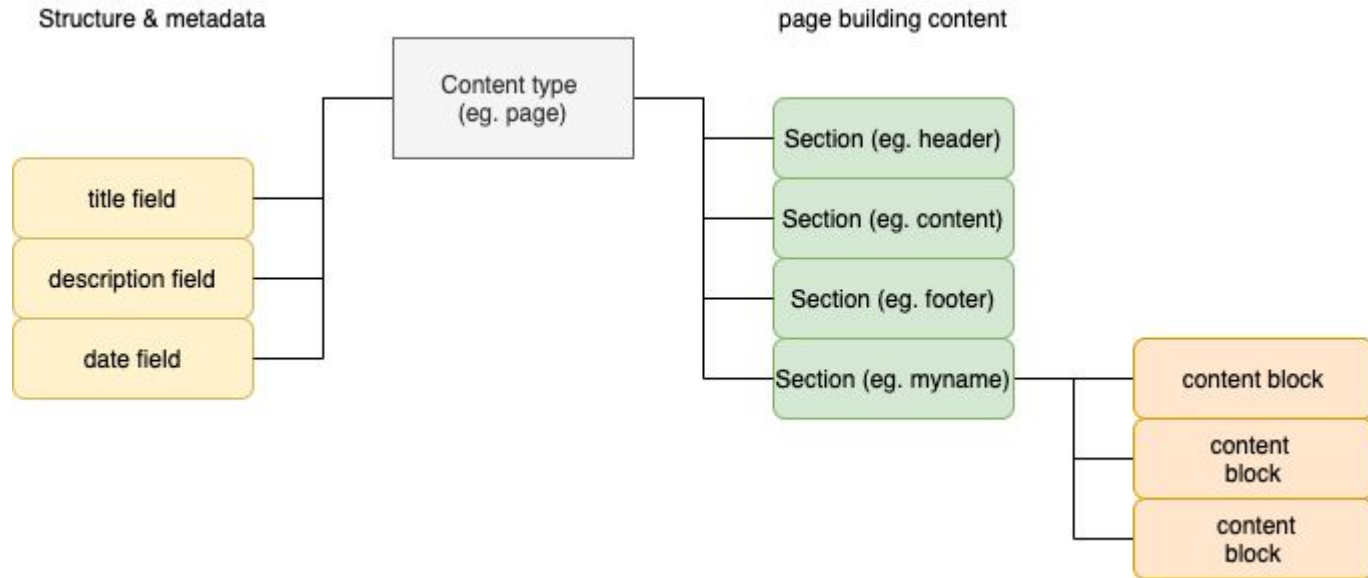
Lofoten (**nordsamisk**: Lofuohta eller Váhki) er en øygruppe i Nordland fylke som ligger på 67. og 68. breddegrad, vest i havet nord for Polarsirkelen. Litt mer tekst her. Dette er en **setning til..**

Quick edit



1. not 100%
2. Soon removed from core
 - a. <https://t.co/1aLIJQsCyh?amp=1>

(new style) Layout Builder



Email address

We'll never share your email with anyone else.

Password

Check me out



Description
Lorem ipsum dolor sit amet,
consectetur adipiscing elit,
sed do eiusmod tempor
incididunt ut labore et dolore
magna aliqua

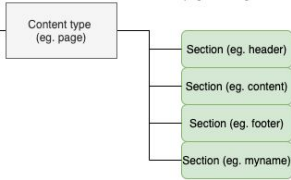
" DIT IS EEN QUOTE "

- Frederik Wouters -

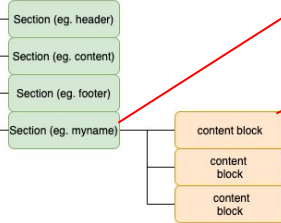


Example CTA paragraph

Structure & metadata



page building content



- title field
- description field
- date field

- Section (eg. header)
- Section (eg. content)
- Section (eg. footer)
- Section (eg. myname)

- content block
- content block
- content block

Choose a layout for this section ✕

One column

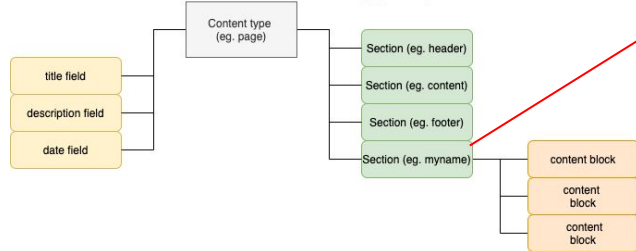


Two column



Three column

Structure & metadata



Email address

We'll never share your email with anyone else.

Password

 Check me out[Sign in](#)

Description
 Lorem ipsum dolor sit amet,
 consectetur adipiscing elit,
 sed do eiusmod tempor
 incididunt ut labore et dolore
 magna aliqua.

"DIT IS EEN QUOTE"

- Frederik Wouters -



Example CTA paragraph

[CTA](#)

Email address

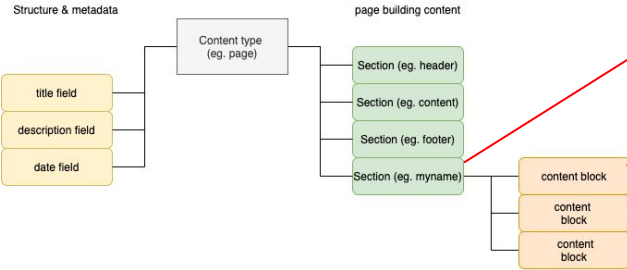
We'll never share your email with anyone else.

Password

Check me out




Description
Lorem ipsum dolor sit amet,
consectetur adipiscing elit,
sed do eiusmod tempor
incididunt ut labore et dolore
magna aliqua.




Choose a block

 USP	 Body Text	 Button
 Image	 CTA	 Marketing automation form


Choose a layout for this section ✕



One column



Two column



Three column


Email address

We'll never share your email with anyone else.

Password

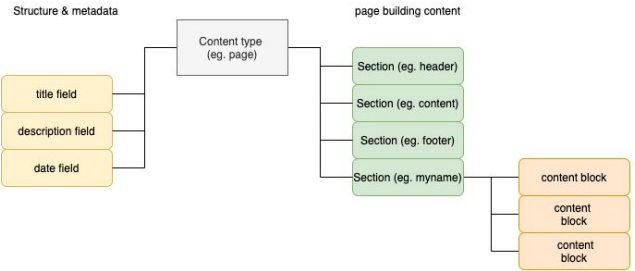
Check me out

[Sign in](#)




Description


Lorem ipsum dolor sit amet, consectetur adipiscing elit, sed do eiusmod tempor incididunt ut labore et dolore magna aliqua.




Choose a block ✕




USP




Body Text




Button



Image



CTA



Marketing automation form

You have unsaved changes. ✕

Add this template to library

**Volledige pagina
toevoegen
aan library**

 Configure Simple Header

 Add to Library

+

**Sectie toevoegen
aan library**

Content blocks

+ Add block

[Home](#) > [node](#) > [Content blocks](#) > **Content blocks**

+ Add block 



Blocks

Classic blocks

- Reusable
- Can be used in layouts (sections)
- Themeable

===

Inline blocks

- **NOT** Reusable
- Can be used in layouts (sections)
- Themeable

The difference is the context



Layout Builder (core style)



+ Add block

+ Add section

✕ [Configure Main Content](#)

"Body" field

"Links" field

+ Add block

Block description

Body

Title *

Body

Display title

Label

- Hidden -

Formatter *

Default

Update

It's very nice,
But we are not
entirely happy yet

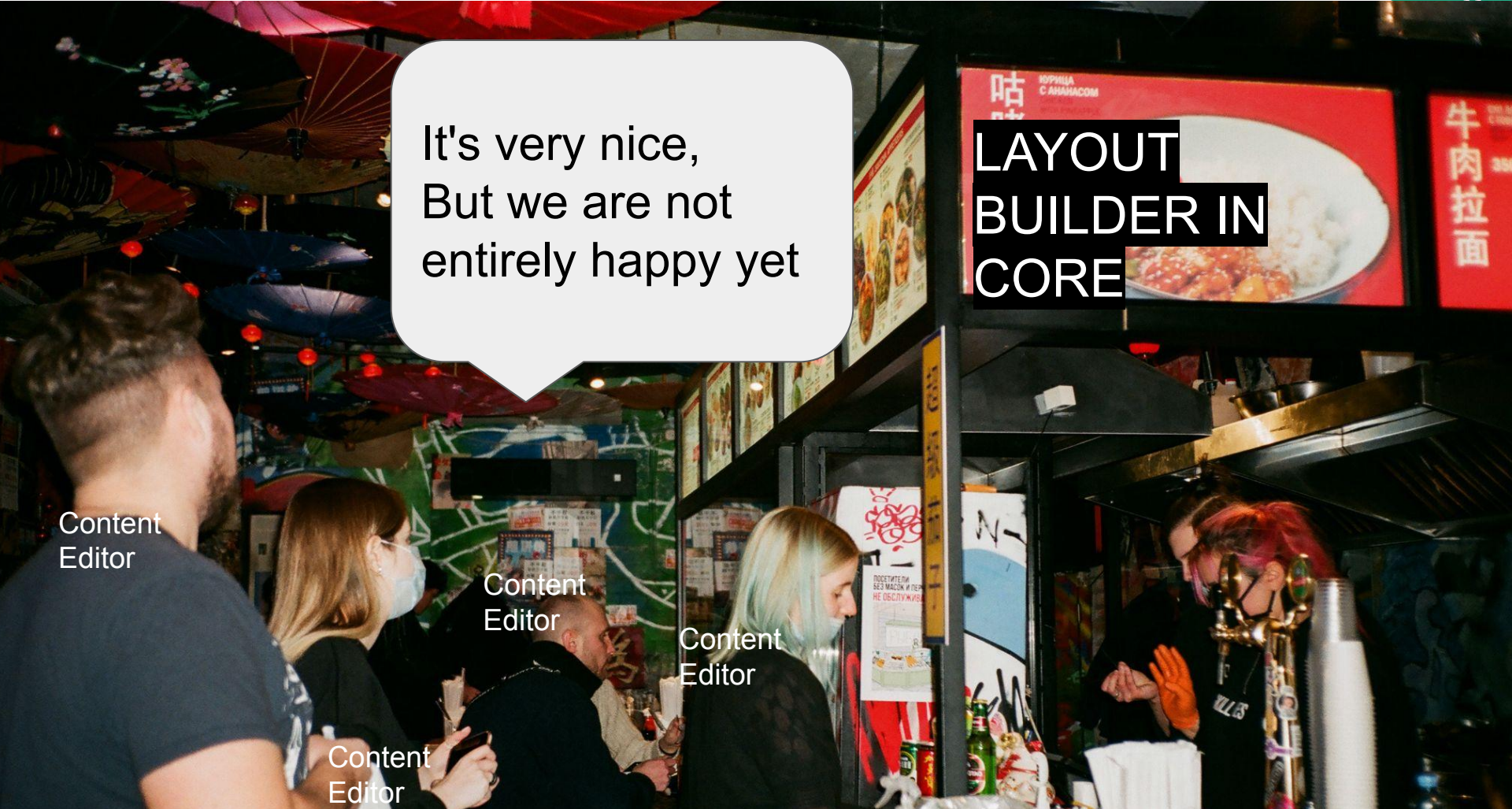
LAYOUT BUILDER IN CORE

Content
Editor

Content
Editor

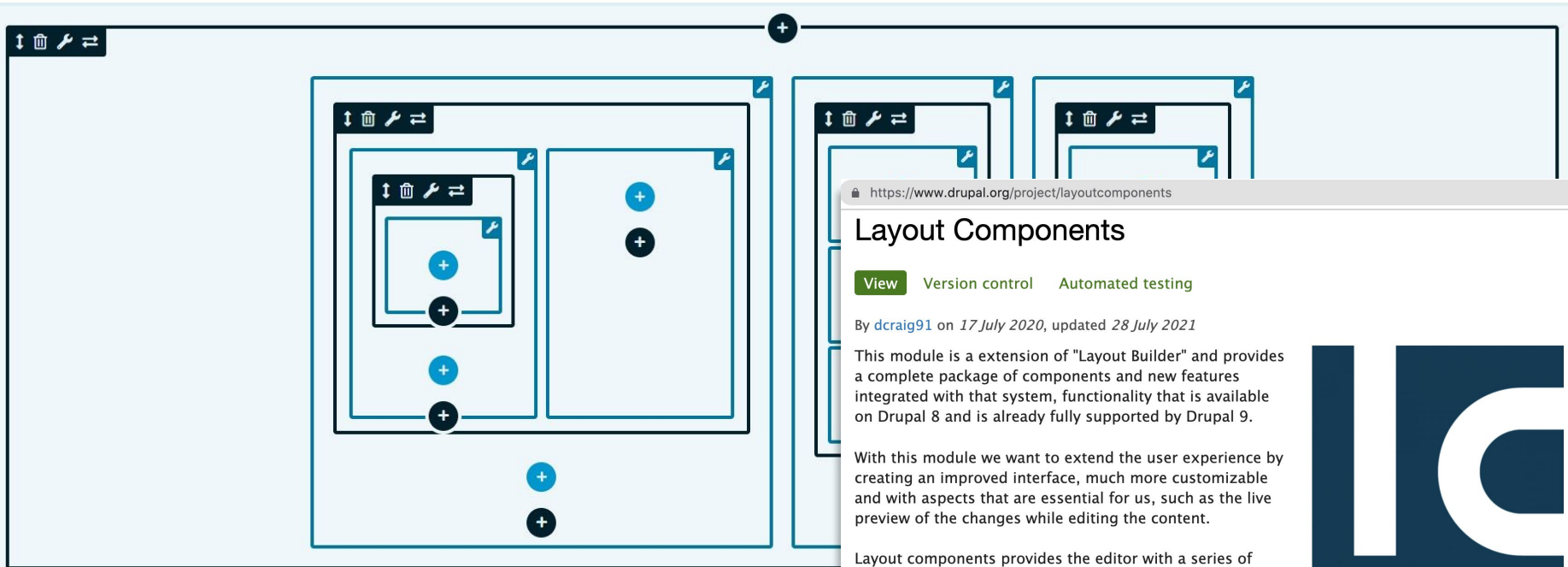
Content
Editor

Content
Editor





LAYOUT COMPONENTS



<https://www.drupal.org/project/layoutcomponents>

Layout Components

[View](#) [Version control](#) [Automated testing](#)

By [dcraig91](#) on 17 July 2020, updated 28 July 2021

This module is an extension of "Layout Builder" and provides a complete package of components and new features integrated with that system, functionality that is available on Drupal 8 and is already fully supported by Drupal 9.

With this module we want to extend the user experience by creating an improved interface, much more customizable and with aspects that are essential for us, such as the live preview of the changes while editing the content.

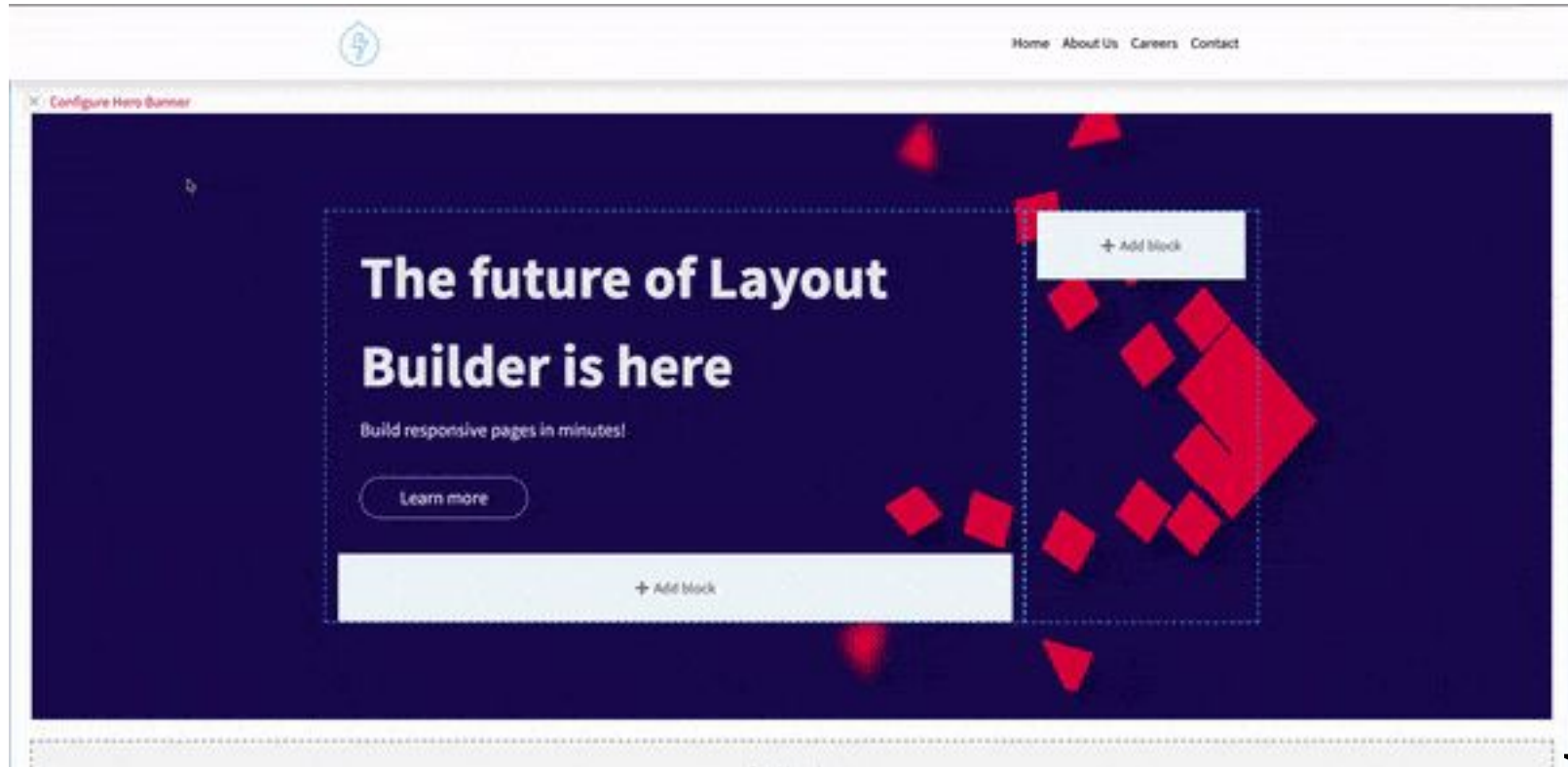
Layout components provides the editor with a series of components already created and available to be used out of the box.

For the experts, the module provides an API where you can add your own fields and get the benefits from all the customization that the module adds to the platform.

Examples of structures



Bootstrap layout builder



HOW STANDARDS PROLIFERATE:
(SEE: A/C CHARGERS, CHARACTER ENCODINGS, INSTANT MESSAGING, ETC.)





Enter Rocketship



https://www.drupal.org/project/dropsolid_rocketship



Rocketship UX research



See our Drupalcon Talk (by Inez) about the UX research we did for layout builder.

- What kind of research
- Why/How we did it



Why UX testing is a must and how we iterated towards an amazing editorial experience

By Inez Declercq

Objectives


Testplan

Testing method

Test

Users

Analyze &
optimize



+Add block

+Add block

Cursus euismod quis viverra nibh cras pulvinar mattis. Urna duis convallis tellus id. Non quam lacus suspendisse faucibus. Lacus suspendisse faucibus interdum posuere lorem ipsum dolor. Ultrices eros in curabitur massa. Non quam lacus suspendisse faucibus interdum posuere lorem ipsum dolor.

Consectetur purus ut faucibus pulvinar elementum. Diam in arcu euismod quis viverra nibh. Nisi vitae suscipit tellus mauris a diam. Nunc sed ipsum dolor sit amet consectetur adipiscing elit. Aliquam id diam enim ultricies. Venenatis tellus in metus vulputate eu scelerisque felis imperdiet proin.

Button

Another button

+Add block

+Add block

✕ **Configure Content**



test

Placeholder for the "test" block

Add block

Atelier: Purple rain

Lorem ipsum dolor sit amet, consetetur sadipscing elitr, sed diam nonumy eirmod tempor invidunt ut labore et dolore magna aliquyam erat, sed diam voluptua. At vero eos et accusam et justo duo dolores et ea rebum. Lorem ipsum dolor sit amet, consetetur **sadipscing** elitr.

Stet clita kasd gubergren, no sea takimata sanctus est Lorem ipsum dolor sit amet. Lorem ipsum dolor sit amet, consetetur sadipscing elitr, sed diam nonumy eirmod tempor invidunt ut labore et dolore magna aliquyam erat, sed diam voluptua.

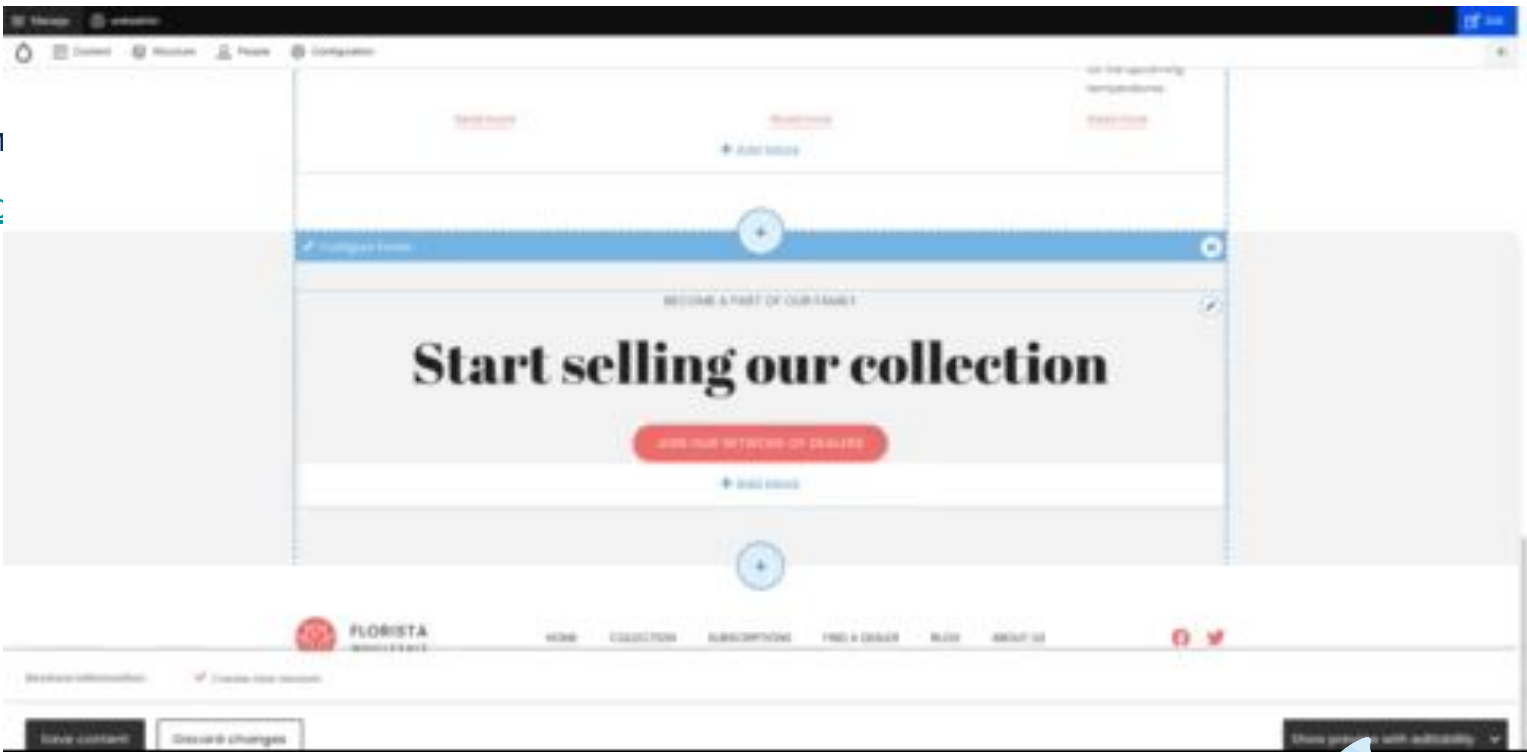
GET CREATIVE FOR MOTHERSDAY

MORE CREATIVE IDEAS

Add block

Demo Layout Builder (rocketship style)

Den
<http://>





Dropsolid Live



Problems in Layout builder



- Nesting of sections
- Multilingual (ah oui - Bien sur!) - Asymetric translations

Core patches




- <https://gitlab.com/dropsolid/rocketship/-/blob/9.0.x/composer.json>
- also gonna have to check rocketship_core module, daar zitten de meeste patches i

Cool things



Locking of blocks for specific roles (Layout builder lock)

https://www.drupal.org/project/layout_builder_lock

 Configure Locked header ✕

Administrative label

Locked header

Lock settings

- Toggle all
- Do not allow updating default blocks
- Do not allow deleting default blocks
- Do not allow moving default blocks
- Do not allow adding new blocks
- Do not allow configuring the section
- Do not allow adding a new section before this section
- Do not allow adding a new section after this section
- Do not allow moving blocks into this section

Update

Email address

We'll never share your email with anyone else.

Password

Check me out

Sign in



Description
Lorem ipsum dolor sit amet,
consectetur adipiscing elit,
sed do eiusmod tempor
incididunt ut labore et dolore
magna aliqua.

" DIT IS EEN QUOTE "

- Frederik Wouters -



Example CTA paragraph

CTA

Only SUPERADMIN

Admins +
superadmin

Cool things



All layout builder things in modals

https://www.drupal.org/project/layout_builder_modal

The screenshot shows the Drupal administration interface with a modal window open for editing a block. The modal has a title bar with a close button. Below the title bar, there is a 'Block description' section with the text 'Basic block'. The 'Title *' section contains a text input field with the placeholder 'Page' and a description: 'The title of the block as shown to the user.' Below this is a checked checkbox for 'Display title'. The 'Body' section features a rich text editor with a toolbar containing icons for bold, italic, link, unlink, bulleted list, numbered list, indent, outdent, and source. The editor contains the text: 'Lorem ipsum dolor sit amet, consectetur adipiscing elit. Maecenas mauris ex, facilisis condimentum dignissim id, facilisis vel leo. Duis convallis lorem luctus scelerisque cursus. Morbi id accumsan diam. Integer malesuada dictum ex, non cursus diam ultricies nec. Duis in risi.' At the bottom of the modal, there is a 'Text format' dropdown menu set to 'Basic HTML' and a link for 'About text formats'. An 'Update' button is located at the very bottom of the modal.

Cool things



Layout builder functionality in "operation link"

https://www.drupal.org/project/layout_builder_operation_link

Movie review	Published	Edit
Movie review	Published	Edit Layout Delete
Movie review	Published	Delete
Movie review	Published	Edit

Structure & Metadata

Manage content

Delete

Cool things



Restrict layouts and blocks

https://www.drupal.org/project/layout_builder_restrictions

- By role
- by role / by layout

Home » Administration » Structure » Content types » Basic page

Content items can be displayed using different view modes: Teaser, Full content, Print, RSS, etc. *Teaser* is a short format that is typically used in lists of multiple content items. *Full content* is typically used when the content is displayed on its own page.

Here, you can define which fields are shown and hidden when *Basic page* content is displayed in each view mode, and define how the fields are displayed in each view mode.

Manage layout

► CUSTOM DISPLAY SETTINGS

▼ LAYOUT OPTIONS

Allow each content item to have its layout customized.

► BLOCKS AVAILABLE FOR PLACEMENT

► LAYOUTS AVAILABLE FOR SECTIONS

Save

Cool things



Section library

https://www.drupal.org/project/section_library


Add specific sections with blocks and stuff to a library for reuse.

The screenshot displays a Drupal page editor interface. At the top, there are buttons for '+ Add section' and 'Import from Library'. Below this, a placeholder for the 'Body' field is visible. A modal window titled 'Templates library' is open, featuring a search bar with the text 'Filter by section label'. Inside the modal, two preview cards are shown: 'Yellow section' and 'Template 1'. The 'Yellow section' card shows a yellow highlighted block, while the 'Template 1' card shows a full page layout with a yellow highlighted section. Below the modal, there is a '+ Add block' button. At the bottom of the editor, there are again '+ Add section' and 'Import from Library' buttons.

Egone quaeris, inquit, quid

Templates library

Filter by section label



A preview of a 'Simple Header' template. It features a wide, horizontal grey bar at the top. Below this bar, there are three smaller grey rectangular elements arranged horizontally, each with a small right-pointing arrowhead between them, suggesting a list or a sequence of items.

Simple Header



A preview of a 'Story' template. It consists of a large grey square on the left side, representing an image. To the right of the image, there are several horizontal grey bars of varying lengths, representing lines of text in a paragraph.

Story

Configure Rocketship 2-Col



Close icon

Regular theme

suggestions/hooks/things apply

```
function rocketship_theme_demo_preprocess_block(&$variables) {  
  if (isset($variables['elements']['content']['#block_content'])  
    && $variables['elements']['content']['#block_content'] instanceof \Drupal\block_content\BlockContentInterface){  
    /** @var \Drupal\block_content\BlockContentInterface $content_block */  
    $content_block = $variables['elements']['content']['#block_content'];  
    $type = $content_block->bundle();  
  
    // if it's a content block, give it a extra class denoting that  
    if (substr($type, offset: 0, length: 3) === 'cb_') {  
      $variables['attributes']['class'][] = 'content-block';  
    }  
  
    $variables['attributes']['data-bem']['type'] = $type;  
  }  
}
```

`hook_preprocess_block`

Regular theme

suggestions/hooks/things apply

```
{% if content %}
<div{{ attributes }}>

  {% if content.first %}
    <div {{ region_attributes.first.addClass('layout__region', 'layout__region--first') }}>
      {{ content.first }}
    </div>
  {% endif %}

  {% if content.second %}
    <div {{ region_attributes.second.addClass('layout__region', 'layout__region--second') }}>
      {{ content.second }}
    </div>
  {% endif %}

</div>
```

core/themes/stable/layouts/twocol_section/layout--twocol-section.html.twig

Custom things with sections

```
$entities = $entity_type_storage->loadByProperties( values: ['uuid' => $data[0]]);
foreach ($entities as $entity) {
  $fields = $this->entityFieldManager->getFieldDefinitions( entity_type_id: $entity_type_id, bundle: $entity->bundle());
  foreach ($fields as $field) {
    if ($field->getType() === 'layout_section') {
      $data = $entity->get($field->getName());
      foreach ($data as $item) {
        /** @var \Drupal\layout_builder\Section $section */
        $section = $item->section;
        foreach ($section->getComponents() as $component) {
          $plugin = $component->getPlugin();
          if ($plugin instanceof InlineBlock) {
            $configuration = $plugin->getConfiguration();
            $block = NULL;
            if (isset($configuration['block_uuid'])) {
              $loaded_blocks = $this->entityTypeManager->getStorage( entity_type_id: 'block_content')
                ->loadByProperties( values: ['uuid' => $configuration['block_uuid']]);
              $block = !empty($loaded_blocks) ? current( array: $loaded_blocks ) : NULL;
            }
            if (!$block) {
              $this->logger->warning( message: 'Could not add @block to usage table because it does not exist.',
                context: ['@block' => serialize( value: $plugin->getConfiguration() )]);
              continue;
            }
            $this->inlineBlockUsage->addUsage( block_content_id: $block->id(), entity: $entity);
            // Now set correct revision ID. Too much stuff relies on it.
            $configuration = $plugin->getConfiguration();
            $configuration['block_revision_id'] = $block->getRevisionId();
            $component->setConfiguration( configuration: $configuration);
          }
        }
      }
    }
  }
}
```

Get all node sections

Custom things with sections

```
$entities = $entity_type_storage->loadByProperties( values: ['uuid' => $data[0]]);
foreach ($entities as $entity) {
  $fields = $this->entityFieldManager->getFieldDefinitions( entity_type_id: $entity_type_id, bundle: $entity->bundle());
  foreach ($fields as $field) {
    if ($field->getType() === 'layout_section') {
      $data = $entity->get($field->getName());
      foreach ($data as $item) {
        /** @var \Drupal\layout_builder\Section $section */
        $section = $item->section;
        foreach ($section->getComponents() as $component) {
          $plugin = $component->getPlugin();
          if ($plugin instanceof InlineBlock) {
            $configuration = $plugin->getConfiguration();
            $block = NULL;
            if (isset($configuration['block_uuid'])) {
              $loaded_blocks = $this->entityTypeManager->getStorage( entity_type_id: 'block_content')
                ->loadByProperties( values: ['uuid' => $configuration['block_uuid']]);
              $block = !empty($loaded_blocks) ? current( array: $loaded_blocks ) : NULL;
            }
            if (!$block) {
              $this->logger->warning( message: 'Could not add @block to usage table because it does not exist.',
                context: ['@block' => serialize( value: $plugin->getConfiguration() )]);
              continue;
            }
            $this->inlineBlockUsage->addUsage( block_content_id: $block->id(), entity: $entity);
            // Now set correct revision ID. Too much stuff relies on it.
            $configuration = $plugin->getConfiguration();
            $configuration['block_revision_id'] = $block->getRevisionId();
            $component->setConfiguration( configuration: $configuration);
          }
        }
      }
    }
  }
}
```

Get all section blocks

Custom things with sections

```

$entities = $entity_type_storage->loadByProperties( values: ['uuid' => $data[0]]);
foreach ($entities as $entity) {
  $fields = $this->entityFieldManager->getFieldDefinitions( entity_type_id: $entity_type_id, bundle: $entity->bundle());
  foreach ($fields as $field) {
    if ($field->getType() === 'layout_section') {
      $data = $entity->get($field->getName());
      foreach ($data as $item) {
        /** @var \Drupal\layout_builder\Section $section */
        $section = $item->section;
        foreach ($section->getComponents() as $component) {
          $plugin = $component->getPlugin();
          if ($plugin instanceof InlineBlock) {
            $configuration = $plugin->getConfiguration();
            $block = NULL;
            if (isset($configuration['block_uuid'])) {
              $loaded_blocks = $this->entityTypeManager->getStorage( entity_type_id: 'block_content')
                ->loadByProperties( values: ['uuid' => $configuration['block_uuid']]);
              $block = !empty($loaded_blocks) ? current( array: $loaded_blocks ) : NULL;
            }
            if (!$block) {
              $this->logger->warning( message: 'Could not add @block to usage table because it does not exist.',
                context: ['@block' => serialize( value: $plugin->getConfiguration() )]);
              continue;
            }
            $this->inlineBlockUsage->addUsage( block_content_id: $block->id(), entity: $entity);
            // Now set correct revision ID. Too much stuff relies on it.
            $configuration = $plugin->getConfiguration();
            $configuration['block_revision_id'] = $block->getRevisionId();
            $component->setConfiguration( configuration: $configuration);
          }
        }
      }
    }
  }
}

```

do something with block

Further questions or want to connect?

Frederik Wouters

frederik.wouters@dropsolid.com

www.linkedin.com/in/woutersfrederik/

Drupal.org: wouters_f

Toon De Geest

toon.de.geest@dropsolid.com

[https://be.linkedin.com/in/toon-d](https://be.linkedin.com/in/toon-de-geest-168bb314a)

[e-geest-168bb314a](https://be.linkedin.com/in/toon-de-geest-168bb314a)

Join us for contribution opportunities

4-7 October, 2021

Online on <https://drupalcontributions.opensocial.site/>

Mentored Contribution

7th of October: 14:00 - 17:00

First Time Contributor Workshop

5th of October: 14:00 - 17:00

General Contribution

4th of October: 9:00 - 12:00
5th of October: 14:00 - 17:00
6th of October: 9:00 - 12:00
7th of October: 14:00 - 17:00

#DrupalContributions

What did you think?

Have a look at the session description below
and take the survey for each session:

<https://events.drupal.org/europe2021/schedule/all>



Thank you!