




[WORKSHOP]

Personalise umami for vegetarians,
chocolate lovers and soup people
with Drupal, Mautic and Apache
Unomi



Frederik Wouters

Enterprise Architect



Wesley De Vrient

Enterprise Architect

drop solid

9 years of
non-stop
growth



€ 600K
ARR from
platform



+25% ARR
growth
yoy



€ 7M
service
revenue



Building
Partnerships in
3 continents



EU based
team of 80



€ 500k in seed &
€ 500k
innovation funding



Enterprise

Sleeplife

beObank



boost[®] | shopper
activation



acerta

Organisation



IOS
Press



Government

BEDRIJFSAFVAL
IVAGO



VLAAMS-
BRABANT



Agenda

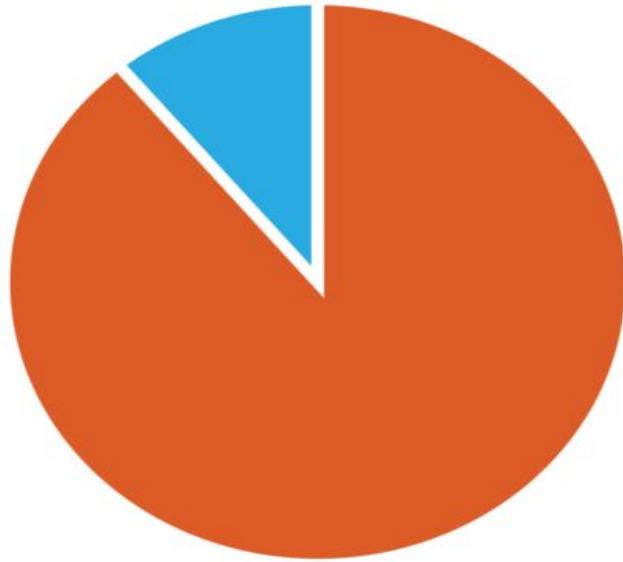


1. Inspiration
2. **Live Demo**
3. DIY **Workshop** with Mautic, Drupal & Apache Unomi
4. Closing notes



Did you know ...





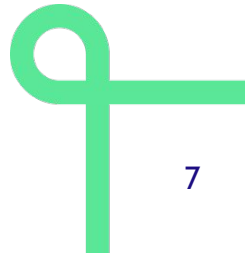
89% of consumers begin doing business with a competitor following a poor customer experience.




When customers were targeted with **three personalised** pages conversion rates doubled, going **from 1.7% to 3.4%**


and when they're exposed to **10 personalised page** views, conversion rates jump **up to 31.6%**.

source: Monetate's EQ4 2018 Quarterly Report
<https://www.ventureharbour.com/personalisation-fails/>

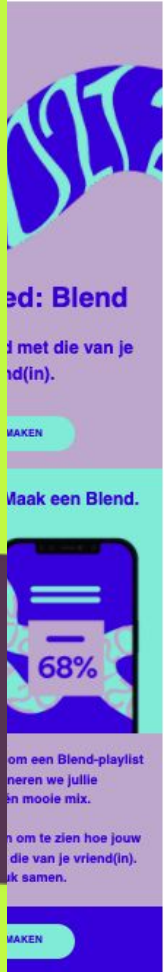
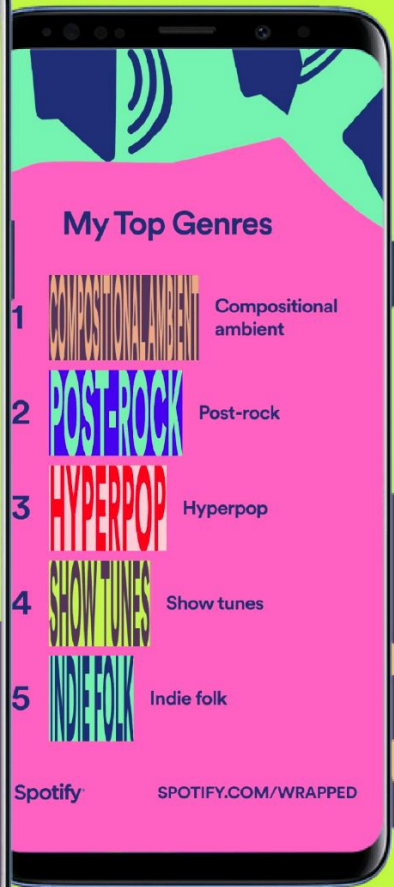
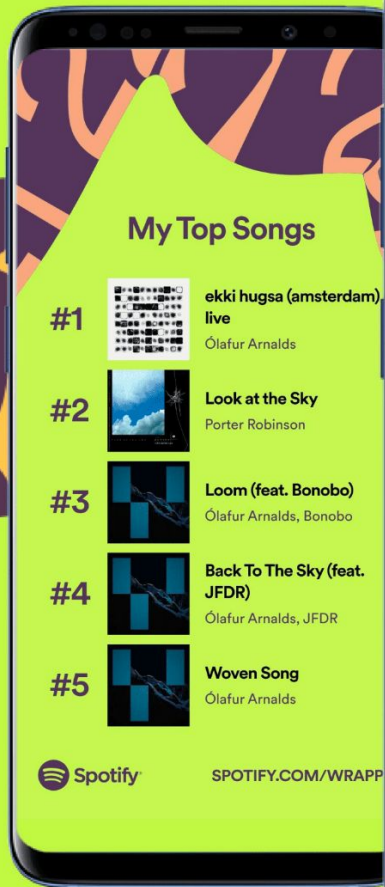


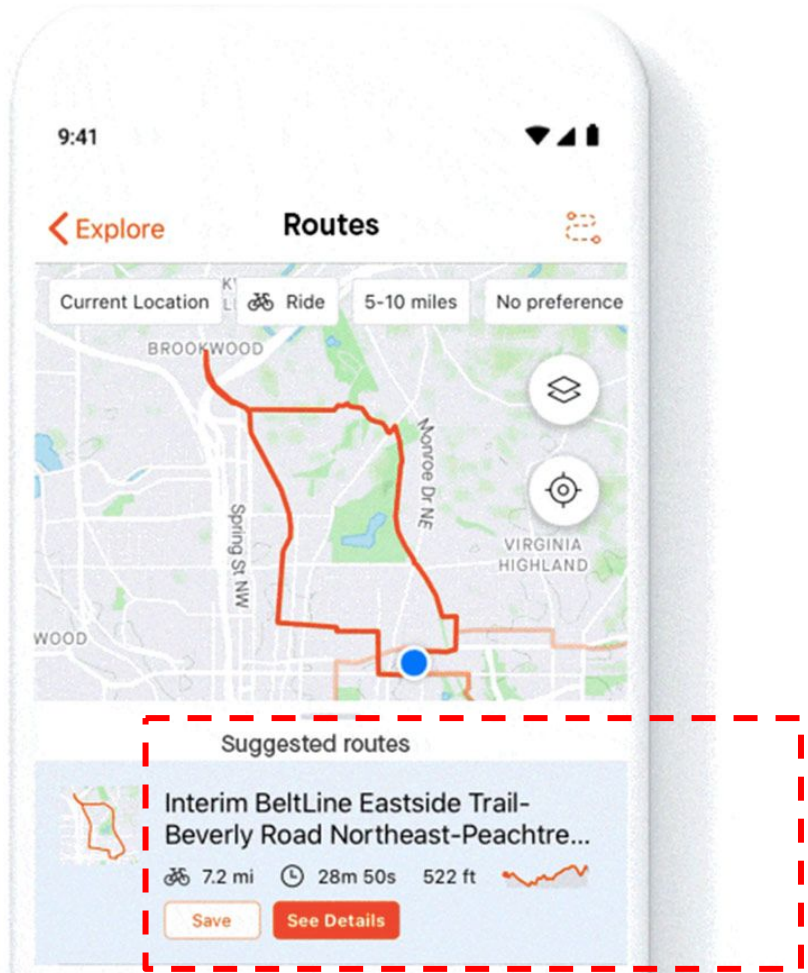
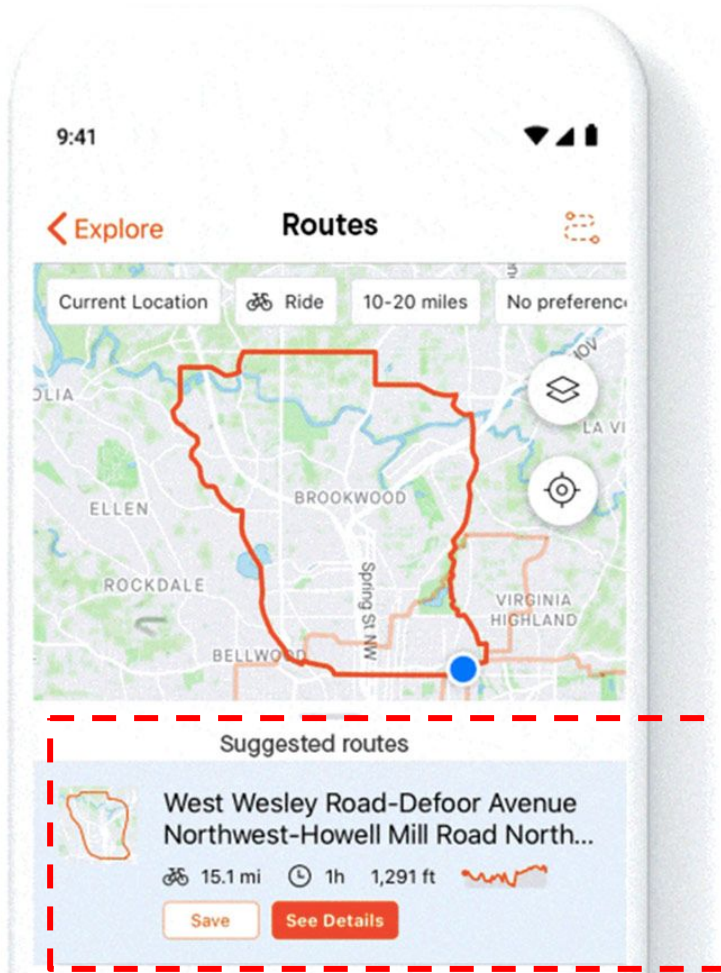


What is
personalization ?

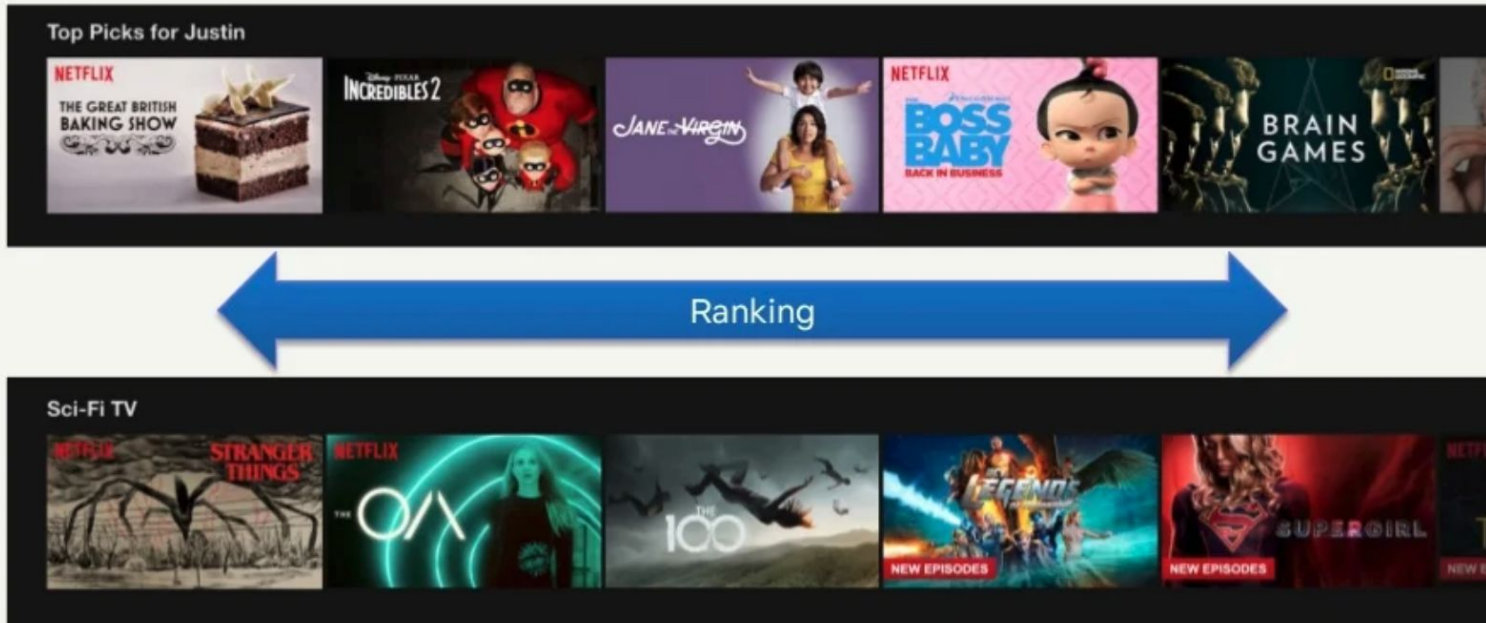






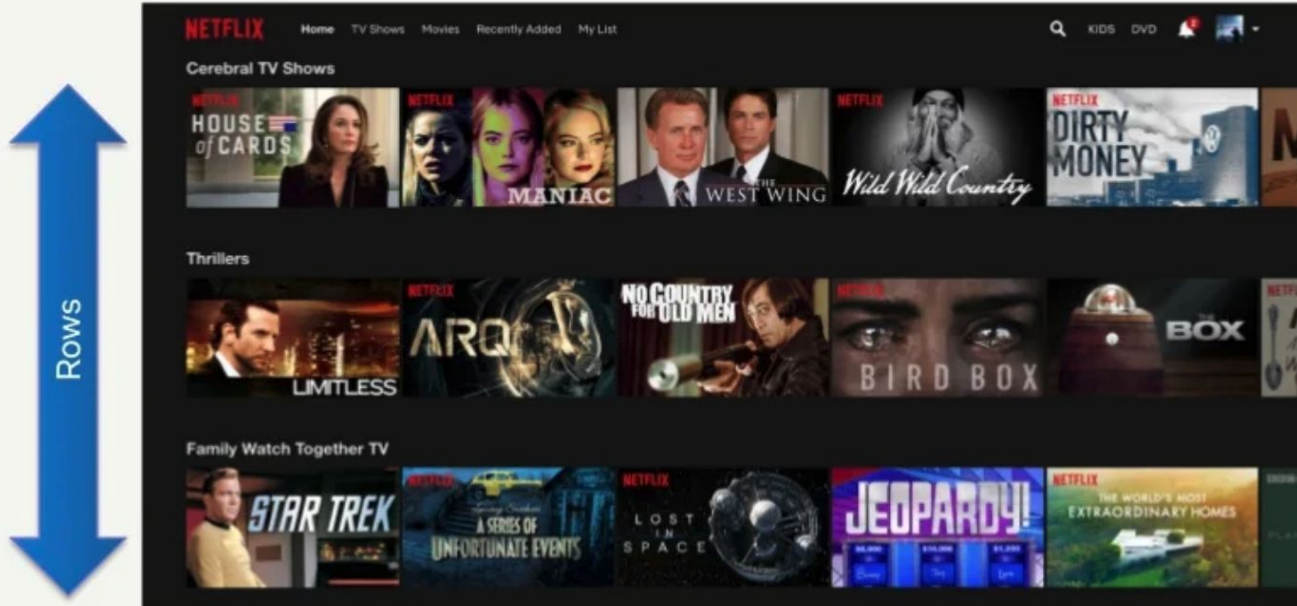


From what we recommend



Ordering of videos is personalized

... to how we construct a page



Selection and placement of rows is personalized

... to what images to select



Personalized images

Everything is a recommendation!

Over 80% of what
people watch
comes from our
recommendations

Home, Garden & Tools
 Grocery, Health & Beauty
 Toys, Kids & Baby
 Clothing, Shoes & Jewelry
 Sports & Outdoors
 Automotive & Industrial

Full Store Directory

Just for me...


AMAZON JEWELRY STORE

Glittering Gifts

Shining ideas for Valentine's Day.



Shop Valentine's Day Gifts
 Shop All Jewelry



Watch now

Advertisement

Gold Box Deal of the Day



\$1.99 Harlequin Romances on Kindle

Today's Deals



Protect Your iPhone 5 for Less

Learn more


Best Sellers

Video Games : PlayStation 3

Updated hourly

- 1,787 days in the top 100
PlayStation 3 DualShock 3 Wireless Controller (Black)
PlayStation 3
~~\$54.99~~ \$45.42
- 286 days in the top 100
Call of Duty: Black Ops II
PlayStation 3
~~\$59.99~~ \$54.11
- 74 days in the top 100
Ni No Kuni: Wrath of the White Witch
PlayStation 3
~~\$59.99~~ \$59.96
- 241 days in the top 100
Resident Evil 6
PlayStation 3
~~\$29.99~~ \$19.99

New For You




The Amazon Analytics Bible: How To...
 Tom Corson-Knowles
 Kindle Edition
 ★★★★★ (17)
 \$2.99
 Why recommended?

See more new releases



SEO 2013 & Beyond :: Search engine...
 Andrew Williams Ph.D., Dr. Andy Williams
 Kindle Edition
 ★★★★★ (57)
 \$3.99
 Why recommended?



Enemy of Mine: A Pike Logan Thriller
 Brad Taylor
 Kindle Edition
 ★★★★★ (50)
 \$12.99
 Why recommended?



Facebook Demystified - The 10...
 Don Wilson
 Kindle Edition
 ★★★★★ (48)
 \$4.99
 Why recommended?



How to Write Great Blog Posts that...
 Steve Scott
 Kindle Edition
 ★★★★★ (23)
 \$0.99
 Why recommended?



Black Eagle Force: Blood Ivory
 Buck Sienke, Ken Farmer, Doran Inghram
 Kindle Edition
 ★★★★★ (1)
 \$3.99
 Why recommended?

I looked at a heart rate monitor watch last week. Looks like they haven't forgotten.

More Items to Consider

Customers who viewed this also viewed



Garmin Forerunner 305 GPS Receiver...
 ★★★★★ (2,385)
 \$329.99



Garmin Forerunner 410 GPS-Enabled...
 ★★★★★ (361)
 \$299.99 \$209.95



Garmin Forerunner 310XT Waterproof...
 ★★★★★ (191)
 \$299.99 \$250.49



Garmin Forerunner 10 GPS Watch
 ★★★★★ (150)
 \$129.99



Garmin Forerunner 110 GPS-Enabled...
 ★★★★★ (473)
 \$299.99 \$189.99



Garmin Forerunner 405 Wireless...
 ★★★★★ (540)
 \$299.99 \$175.00

They even let me know that they're always watching.

View or edit your browsing history

Amazon.com: Canon PowerShot SD780IS 12.1 MP Digital Camera with 3x Optical Image Stabilized Zoom and 2.5-inch LCD (Black)

📧 | ✕ Inbox | ✕

☆ Amazon.com to me

[show details](#) 6:44 PM (17 hours ago)

↩ Reply

Chris Schwarz, We have [recommendations](#) for you

amazon.com

E-mail or print for immediate delivery › [Amazon.com Gift Cards](#)

[Your Amazon.com](#)

[Today's Deals](#)

[See All Departments](#)

Chris Schwarz,

Put that data to work!

Are you looking for something in our Camera, Photo & Video department? If so, you might be interested in these items.



[Canon PowerShot SD780IS 12.1 MP Digital Camera with 3x Optical Image Stabilized Zoom and 2.5-inch LCD \(Black\)](#)
by Canon

Sold by: tigris of mesopotamia

[Learn more](#)

[Add to Wish List](#)




Can you do this in Drupal? ...






NO



Can you do this with a
Drupal based DXP?


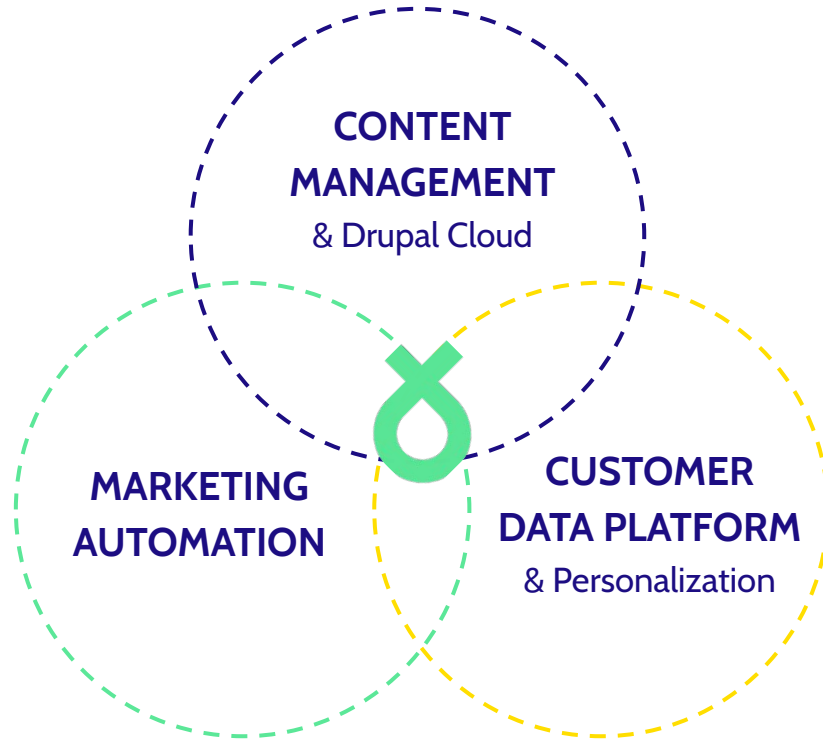




YES!



The Most Open Digital Experience Platform





FLORISTA
WHOLESALE

HOME

COLLECTION

SUBSCRIPTIONS

FIND A DEALER

BLOG

ABOUT US

LOGIN

Don't miss out
on our workshops

RESERVE YOUR SPOT

Sophia Mertens

sophia.mertens@gmail.com

12 Dec - Getting Christmas ready

SUBSCRIBE

100% NATURE IN MIND

Climate inspired

Our latest collection is all about the natural phenomenal's we see daily.
We drew inspiration from the colours and shapes to make perfection.

DISCOVER OUR COLLECTION

EXPLORER

RED HAZE

The subscription form for the workshops
has been put on the top of the page,



DOCKER 1 on 1



```
docker ps
docker kill <containername>
docker rm <containername>
docker exec -it <CONTAINERID> /bin/bash
```



DOCKER COMPOSE 1 on 1

25



```
/docker-compose.yml  
/docker-compose.override.yml  
/docker-compose.local.yml
```

```
docker-compose ps  
docker-compose up -d  
docker-compose logs -t -f --tail 200  
docker-compose kill  
docker-compose rm
```

I am a lazy typist

```
alias drc="docker-compose"
```



WODBY STACK 1 on 1



USED IN OUR STACK:

pma.*

mailhog.*

mautic.*

AVAILABLE IN WODBY BUT NOT USED TODAY

varnish

solr

elasticsearch

...



GITPOD 1 on 1



We're going to run everything in the cloud.

Go to gitpod.io

Take my repo to start from (fork it or use it directly)

<https://github.com/woutersf/docker4drupal-mautic>

Workspaces

Manage recent and stopped workspaces.

Search Workspaces

woutersf-docker4drupalm-74auw0ax01q
github.com/woutersf/docker4drupal-mautic

Open in Gitpod



Q Paste repository URL or type to find suggestions

https://github.com/woutersf/docker4drupal-mautic

`https://github.com/woutersf/docker4drupal-mautic`

PASTE GITHUB URL HERE

PROBLEMS OUTPUT DEBUG CONSOLE TERMINAL

Gitpod Task 1: bash + v

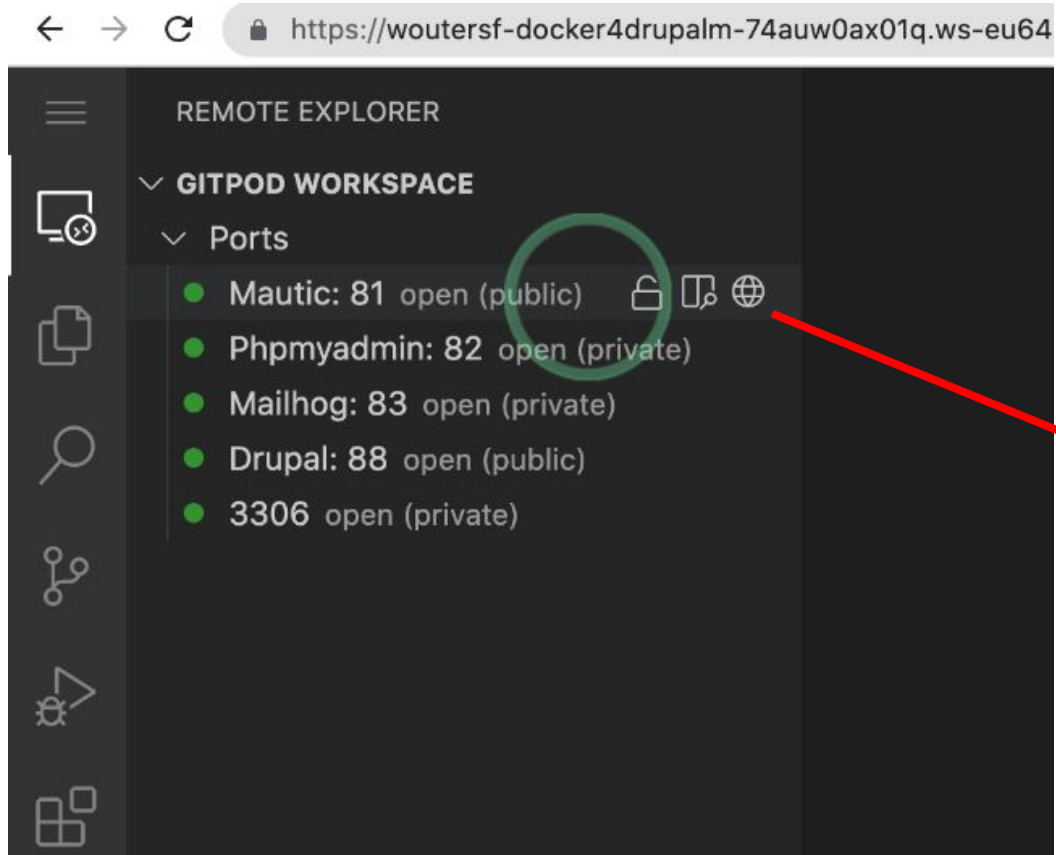
```
gitpod /workspace/docker4drupal-mautic (master) $ docker-compose ps
```

NAME	COMMAND	SERVICE	STATUS	PORTS
docker4drupal-mautic-cron-1	"/docker-entrypoint..."	crond	running	9000/tcp
my_drupal9_project_mailhog	"MailHog"	mailhog	running	1025/tcp, 8025/tcp, 0.0.0.0:83
:::83->80/tcp				
my_drupal9_project_mariadb	"/docker-entrypoint..."	mariadb	running	0.0.0.0:3306->3306/tcp, :::3306
p				
my_drupal9_project_mautic	"/entrypoint.sh apac..."	mautic	running	0.0.0.0:81->80/tcp, :::81->80/
my_drupal9_project_nginx	"/docker-entrypoint..."	nginx	running	0.0.0.0:88->80/tcp, :::88->80/
my_drupal9_project_php	"/docker-entrypoint..."	php	running	9000/tcp
my_drupal9_project_pma	"/docker-entrypoint..."	pma	running	0.0.0.0:82->80/tcp, :::82->80/

```
gitpod /workspace/docker4drupal-mautic (master) $
```



**CONTAINERS
ARE RUNNING**



← → ↻ <https://woutersf-docker4drupalm-74auw0ax01q.ws-eu64>

☰ REMOTE EXPLORER

📄 **GitPod Workspace**

📄 Ports

- Mautic: 81 open (public) 🔒 📄 🌐
- Phpmyadmin: 82 open (private)
- Mailhog: 83 open (private)
- Drupal: 88 open (public)
- 3306 open (private)

Navigate to URL

MAUTIC

Install MAUTIC

```
(1 REMARK: add table prefix mautic_)
```

CONFIGURATION

- DISABLE CORS CHECK
- ENABLE API
- CREATE OAUTH API KEY
- Show TRacking Javascript (⚠ HTTPS in URL)
- CREATE FORM



CORS Settings

Restrict Domains ?

No

Yes





← → × ⓘ mautic.drupal.docker.localhost:8000/s/config/edit



Configuration

- System Settings
- Theme Settings
- API Settings
- Asset Settings
- Campaign Settings
- Email Settings
- Form Settings
- Contact Settings
- Segment Settings

API Settings

API enabled? ⓘ

No

Yes

Enable HTTP basic auth? ⓘ

No

Yes



CREATE OAUTH2 KEY

API Credentials (Applications) + New

Filter... OAuth 2

Name	Public Key	Secret Key	ID
------	------------	------------	----

URL = <http://mautic.drupal.docker.localhost:8000/s/credentials>

- Settings
- Themes
- API Credentials
- Categories
- Configuration
- System Info
- Users
- Roles
- Webhooks
- Marketplace ^{BETA}
- Custom Fields
- Plugins



Create Mautic OAUTH key

- Create a new Oauth 2 key
- Redirect URI: [https://\[MAUTICURL\]/mautic/callback](https://[MAUTICURL]/mautic/callback)
- Store Client ID & Client Secret locally

API Credentials (Applications) Save your personal key & Secret + New

Filter... OAuth 2

<input type="checkbox"/>	Name	Public Key	Secret Key	ID
<input type="checkbox"/>	Drupal Integration (Nick Veenhof)	1_5q38wc46c144o440sw4804swoscggkokc4	4ego8sm2x4aow0gw80488o40g8so8044048	1



Create Mautic FORM

- URL: [https://\[MAUTICURL\]/s/forms](https://[MAUTICURL]/s/forms)


The screenshot shows a web browser displaying the Mautic Forms page. The browser's address bar shows the URL: `https://81-woutersf-docker4drupalm-74auw0ax01q.ws-eu64.gitpod.io/s/forms`. The Mautic interface includes a dark sidebar with navigation options: Dashboard, Calendar, Contacts, Companies, Segments, Components, Assets, and Forms (highlighted). The main content area is titled "Forms" and features a search bar with the placeholder "Filter...". Below the search bar is a table with the following data:

<input type="checkbox"/>	Name	Category	Results	Date created	Modified date	Created by	ID
<input type="checkbox"/>	<input checked="" type="checkbox"/> Want a Chocolate lover gift package	<input type="checkbox"/> Uncategorized	No Results	September 16, 2022 9:04 am UTC	September 16, 2022 9:04 am UTC	admin admin	1

At the bottom of the table, there is a pagination control showing "1" of 30 items and the text "1 item, 1 page in total".

DRUPAL

INSTALLATION

- (SHELL) Add `gitpod.io` to `settings.php`
- (UI)  CHOOSE UMAMI INSTALL PROFILE
- (SHELL) Require modules (see `commands.md`)
- (UI) Uninstall "Internal Page Cache"
- (UI) Install modules

- SHell into the PHP pod

```
docker exec -it my_drupal9_project_php /bin/bash
```

- Edit the Settings.php file

```
vi web/sites/default/settings.php
```

```
$settings['trusted_host_patterns'] = array(  
    '*.gitpod.io$',  
    '\.localhost$',  
    '\.local$',  
    '\.loc$'  
);
```

```
~  
~  
~
```



Install required modules

```
# docker exec -it my_drupal9_project_php /bin/bash
```

```
composer require drupal/unomi:2.x-dev
```

```
composer require drupal/dropsolid_personalisation:1.x-dev
```

```
composer require drupal/mautic_paragraph:^1.0@beta
```

```
composer require drupal/asset_injector
```

```
composer require drupal/metatag
```

- Go to </admin/modules/uninstall>
- Uninstall **Internal Page Cache** module

Uninstall 


List


Update

Uninstall [Home](#) » [Administration](#) » [Extend](#)

The uninstall process removes all data related to a module.

Enter a part of the module name or description

UNINSTALL	NAME	DESCRIPTION
<input type="checkbox"/>	Internal Dynamic Page Cache	Caches pages, including those with dynamic content, for all users.
<input checked="" type="checkbox"/>	Internal Page Cache 	Caches pages for anonymous users and can be used when external page cache is not available.



ENABLE modules

List

Update

Uninstall

Home » Administration

Download additional [contributed modules](#) to extend your site's functionality.

Regularly review and install [available updates](#) to maintain a secure and current site. Always run the [update script](#) e:

+ Install new module

persona

Enter a part of the module name or description

▼ [DROPSOLID](#)

Dropsolid Personalisation Integration ▶ Integrates Dropsolid Personalisation with Drupal 8.

Asset Injector ▶ Adds CSS or JS to the page output based on configurable rules.

Mautic paragraph ▶ Creates a Mautic paragraph Type, Mautic block Type and form



Add the tracking scripts

EXPLORER

- DOCKER4DRUPAL-MAUTIC
 - .github
 - mariadb
 - mautic
 - nginx-conf
 - tests
 - .dockerignore
 - .env
 - .gitignore
 - .gitpod.yml
 - commands.md
 - docker-compose.override.yml
 - docker-compose.yml
 - docker.mk
 - LICENSE.md
 - Makefile
 - mautic_tracking_script.js
 - README.md
 - JS scoring.js**
 - traefik.yml
 - unomi_tracking_script.js

```
commands.md JS scoring.js X
JS scoring.js > ...
1  /*****/
2  console.log('adding capturescript');
3  /*****/
4
5  (function (d) {
6      // attach script tag and defer
7      function downloadJSAtOnload() {
8          var wf = d.createElement('script'), s = d.scripts[0];
9          wf.src = 'https://datacapture.dropsolid.com/8ac23bbf-5e59-4635-92f6-a477ea45542b/capture.js';
10         wf.defer = true;
11         s.parentNode.insertBefore(wf, s);
12     }
13
14     downloadJSAtOnload();
15 })(document);
16
17 /*****/
18 console.log('adding recipes to scoring');
19 /*****/
20
21 window.dsdc = window.dsdc || function () {
22     (dsdc.q = dsdc.q || []).push(arguments)
23 };
24 dsdc.l = +new Date;
25
26 window.dsdc('beforeRequest', function (data) {
27     // get capture data
28     var changedCapture = data.requestData;
29     if (changedCapture.event.te_eventType == "js") {
30         if (document.querySelector('meta[name="keywords"]') != null) {
31             ds_recipes = document.querySelector('meta[name="keywords"]').content.toLowerCase().split(',');
32             ds_recipes.forEach(function (ds_recipe, index) {
33                 machine_name = ds_recipe.trim().replace(/[^a-z0-9]/gi, '_');
34                 console.log(machine_name);
35             });
36         }
37     }
38 });
```

CDP (unomi) tracking script

[/admin/config/development/asset-injector/js](#)

Add the `scoring.js` from your REPO.



CDP (unomi) tracking script

Js Injector

[Home](#) » [Administration](#) » [Configuration](#) » [Development](#) » [Asset Injector](#)

[+ Add Js Injector](#)



INJECTOR	CONDITIONS	OPERATIONS
There are no js injector entities yet.		



Add Js Injector ☆

[Home](#) » [Administration](#) » [Configuration](#) » [Development](#) » [Asset Injector](#) » [Js Injector](#)

Label *

SCRIPT Without <script> tags!!

Label for the Js Injector.

Code *

The actual code goes in here.

```
1
2 (function(d) {
3   // attach script tag and defer
4   function downloadJSAtOnload() {
5     var wf = d.createElement('script'), s = d.scripts[0];
6     wf.src = 'https://datacapture.dropsolid.com/6f6466ce-ae0c-44ed-bb64-d45a4c6b2127/capture.js'
7     wf.defer = true;
8     wf.setAttribute( 'data-cdp-uuid', '6f6466ce-ae0c-44ed-bb64-d45a4c6b2127' );
9     wf.setAttribute( 'data-region', 'europe-west1' );
10    s.parentNode.insertBefore(wf, s);
11  }
12  downloadJSAtOnload();
13 })(document);
```



Mautic tracking script

c.dev.dev-2.dropsolid-sites.com/s/config/edit

Update



Click Copy (without script tags)

admin admin

Configuration

Cancel Save & Close Apply

System Settings

Theme Settings

API Settings

Asset Settings

Campaign Settings

Email Settings

Form Settings

Contact Settings

Landing Page Settings

Tracking Settings

Report Settings

Mautic tracking settings

Insert following code at the end of the web page before ending `</body>` tag. Mautic Landing Pages are tracked automatically. Use this only to track 3rd party websites.

```
<script>
  (function(w,d,t,u,n,a,m){w['MauticTrackingObject']=n;
    w[n]=w[n]||function(){(w[n].q=w[n].q||[]).push(arguments)};a=d.createElement(t),
    m=d.getElementsByTagName(t)[0];a.async=1;a.src=u;m.parentNode.insertBefore(a,m)
  })(window,document,'script','https://ideationmautic.dev.dev-2.dropsolid-sites.com/mtc.js','mt');

  mt('send', 'pageview');
</script>
```

Identify visitor by tracking url ?

No Yes

Anonymize IP ?

No Yes

Identify visitors by IP ?

No Yes

DOUBLE CHECK HTTPS



Js Injector ☆

[Home](#) » [Administration](#) » [Configuration](#) » [Development](#) » [Asset Injector](#)

✓ Created the *mautic script* Asset Injector.

+ Add Js Injector

INJECTOR	CONDITIONS	OPERATIONS
mautic script	<ul style="list-style-type: none">• Global	Edit ▼
personalisation	<ul style="list-style-type: none">• Global	Edit ▼
UTM	<ul style="list-style-type: none">• Global	Edit ▼

Configure Mautic integration in Drupal



Configure Mautic OAUTH key

<http://<DRUPALURL>/en/admin/config/services/mautic>

- Connector: Oauth
- Protocol: https
- Base URL: `mautic4rctest.staging.sites.dropsolid-sites.com`
- Port: Empty
- Path: Empty
- Client ID: (ID_YOU_CREATED)
- Client Secret (SECRET_YOU_CREATED)

- Submit, login to Mautic & accept!



link Mautic in Drupal

Mautic paragraph ☆

[Home](#) » [Administration](#) » [Configuration](#) » [Web services](#)

Mautic Paragraph Connector *

Basic Auth

Oauth

Oauth!

Choose a connector to use for this Mautic server.

▼ CONFIGURE OAUTH MAUTIC CONNECTOR

⚠ Please configure the selected Mautic connector.

OAuth connector for Mautic.

HTTP protocol

https!

The HTTP protocol to use for sending queries.

Mautic base url *

The base url name or IP of your Mautic server, e.g. localhost or example.com.

Fill these fields

Mautic port

An example port can be 3306.

Mautic path

The path that identifies the Mautic instance to use on the server.

MAUTIC OAUTH INTEGRATION SETTINGS

Client ID *

Client Secret

If this field is left blank and the Client Secret was previously filled out, the current Client Secret will not be changed.

Redirect base url:

The base url of the Drupal instance to be redirected. Example: https://exampledrupal.org



✓ Successfully connected with OAuth2 authorization!

Configure Unomi

link UNOMI in Drupal

Go to <http://<DRUPALURL>/en/admin/config/services/unomi>

Connector: **Dropsolid Platform**

Protocol: **https**

Base URL: **unomi-004.dropsolid-sites.com**

Port: **443**

Path: /

Client ID: **a9178f26-e7bd-443c-9a47-9ac091bb407e**

Client Secret:

Save configuration

Unomi Connector * Dropsolid Platform Basic Auth

Choose a connector to use for this Unomi server.

▼ CONFIGURE *DROPSOLID PLATFORM UNOMI CONNECTOR***⚠ Please configure the selected Unomi connector.**

A Dropsolid Platform connector usable for the saas services of the Dropsolid Platform.

HTTP protocol

The HTTP protocol to use for sending queries.

Unomi host *

The host name or IP of your Unomi server, e.g. localhost or www.example.com.

Unomi port *

The Jetty example server is at port 8181, while Tomcat uses 8080 by default.

Unomi path

The path that identifies the Unomi instance to use on the server.

Query timeout *

The timeout in seconds for search queries sent to the Unomi server.

DROPSOLID PERSONALIZATION INTEGRATION SETTINGS**Client ID *****Client Secret**

If this field is left blank and the Client Secret was previously filled out, the current Client Secret will not be changed.

✓ The configuration options have been saved.

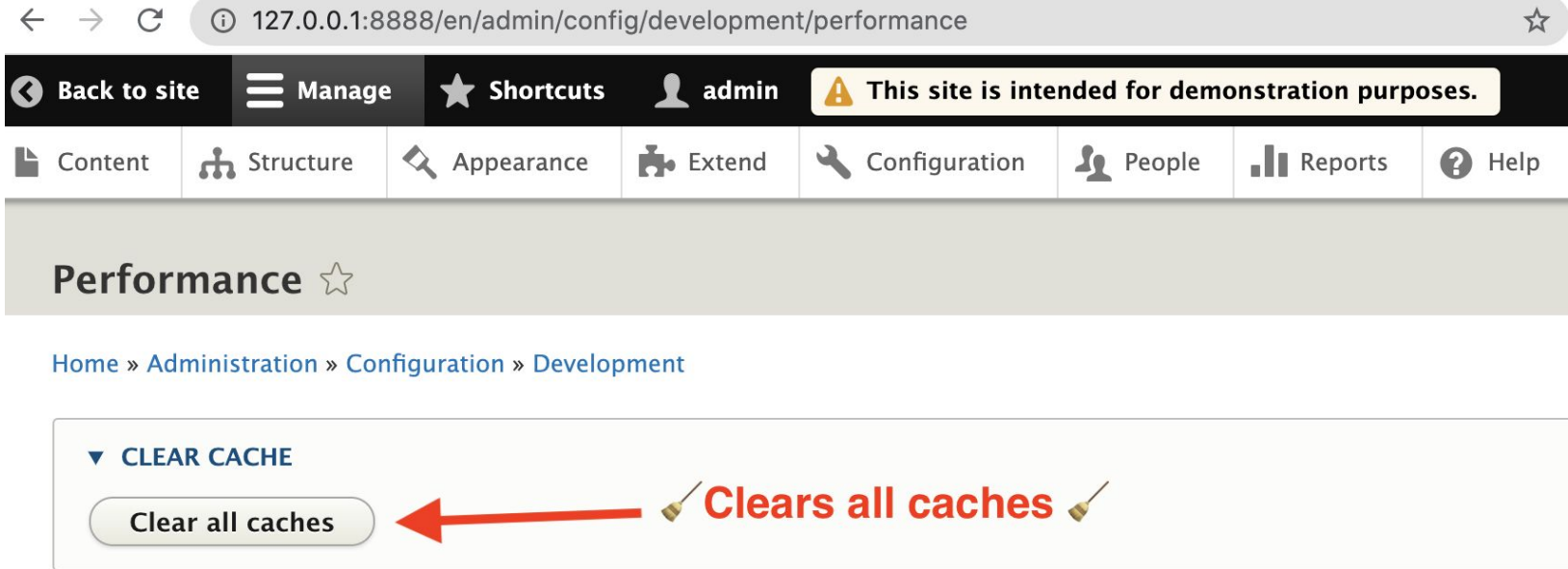
CONNECTION STATUS

Connection successfully established via dropsolid_platform!

Go to

<http://<DRUPALURL>/en/admin/config/development/performance>

Clear all caches



← → ↻ 127.0.0.1:8888/en/admin/config/development/performance ☆

⏪ Back to site ☰ Manage ☆ Shortcuts 👤 admin ⚠ This site is intended for demonstration purposes.

📄 Content 🏗 Structure 🛠 Appearance 🧩 Extend 🛠 Configuration 👤 People 📊 Reports ? Help

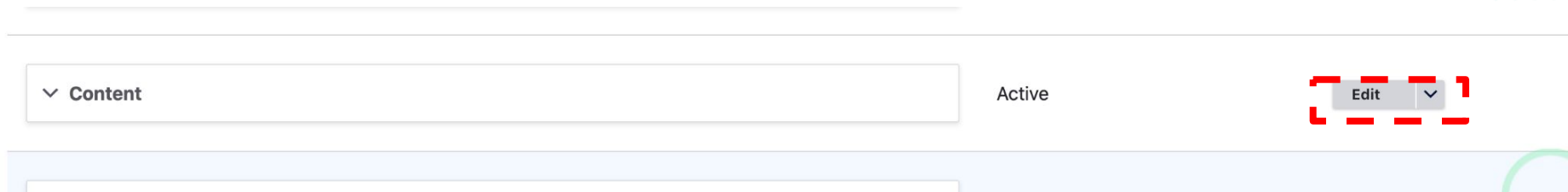
Performance ☆

[Home](#) » [Administration](#) » [Configuration](#) » [Development](#)

▼ CLEAR CACHE

Clear all caches ← 🧹 **Clears all caches** 🧹

CONFIGURE METATAG



Content Active Edit

primary meta tag is no longer supported by major search engines.

Keywords

```
[node:field_recipe_category], [node:field_tags]
```

A comma-separated list of keywords about the page. This meta tag is *no longer* supported by most search engines.

**Place a Mautic Form & only
show it to our segment**

Go to <http://<DRUPALURL>/en/admin/structure/block>

Go to content section & click **Place Block**

Click **"Add Custom Block"**

Choose **"Mautic"**

|

Title: 🏆 Your really do love chocolate... 🏆

Description: Description 🍲

Mautic form: **"The form I created"**

Unomi Segment: **"Chocolate lovers"**

click **Submit**

[Back to site](#) [Manage](#) [Shortcuts](#) [admin](#) **This site is intended for demonstration purposes.** Content Structure Appearance Extend Configuration People Reports Help Page title

core

Page Title

Configure

Content [Place block](#)**or highlighted region to put on top of page** Main page content

System

Content

Configure

Sidebar [Place block](#) Articles aside

Lists (Views)

Sidebar

Configure

Place block



+ Add custom block

Filter by block name

BLOCK

CATEGORY

OPERATIONS

Page title

core

Place block

▶ [Mautic](#)

Mautic form in a block

Title

Subscribe to our 🌶️ chilli 🌶️ newsletter!

Text

B *I* |   |   |   | Normal ▾ |  Source

Subscribe to our 🌶️ chilli 🌶️ newsletter!

You will be 🤖 blown away!

body p

Autocomplete (mautic form title)

Text format Basic HTML ▾

THE FORM YOU CREATED

[About text formats ?](#)

Form *

c

Chili Newsletter Subscription Form

Form segment selection

- None -
- Unknown segment
- Inbound from Campaign of Nick
- Inbound from campaign of Fredkroket

personalisation Segments

FIND THE CHOCOLATE CAMPAIGN

For which segment this content should be visible. Leaving empty (default) will show the content for everyone. "Unknown segment" will only show the content until a segment has been determined for the visitor.

Save

Go to an incognito window and open
<http://<DRUPALURL>/en/recipes/crema-catalana>

Notice the form not being there
Visit all the chocolate goodies

Now open
<http://<DRUPALURL>/en/recipes/crema-catalana>

Refresh the page
Notice the form being there!

Tooling

- Browser plugin (segment testing)
- Unomi google data studio plugin (reporting)

Done!

Request your 30-day sandbox now

Discover how Dropsolid Experience Cloud enables your team to create the best digital experiences. Get 30 days access to a sandbox environment and explore all features and capabilities.

What can you expect?

1. Send us your details via this form.
2. We'll set up a sandbox environment for you.
3. You'll receive credentials to login and instructions how to use the platform within 1 business day.
4. You can discover the platform yourself for 30 days. No strings attached.

Note: sandbox environments can't be used for live production sites and are removed after 30-days.

What do you want to explore?

- Marketing Automation
- Drupal Cloud

First name Last name

Business email

Phone

Company

- I agree to receive Dropsolid messages that may be of interest to me based on the processed data.

I understand that I can unsubscribe at any time. By clicking submit below, I consent to allow Dropsolid to store and process the personal information submitted above to provide me the content requested. Security and privacy matter to us. For more info, please review our [Privacy Policy](#).

- **Advanced cases - Let's talk**
 - **Geolocalisation**
 - **Cross Device Detection**
 - **Pattern Recognition**
 - **Sessions over multiple devices**
 - **...**

drop solid

9 years of
non-stop
growth



€ 600K
ARR from
platform



+25% ARR
growth
yoy



€ 7M
service
revenue



Building
Partnerships in
3 continents



EU based
team of 80



€ 500k in seed &
€ 500k
innovation funding



Enterprise

Sleeplife

beObank



boost® | shopper
activation



acerta

Organisation



IOS
Press



Government

BEDRIJFSAFVAL
IVAGO



VLAAMS-
BRABANT





Questions?